

LAKE HAVASU CITY FIRE DEPARTMENT



ANNUAL REPORT 2005

Table of Contents

Administration

| | |
|--|-------|
| Mission statement | 3 |
| Letter from Interim Fire Chief Mueller | 4 |
| Accomplishments in 2005 | 5-6 |
| Fire department staffing/duty roster | 7 |
| Fire station locations and staffing information | 8-13 |
| Equipment and fire apparatus information | 14 |
| Budget review for FY05/06 | 15 |
| Charts indicating growth of budgets, population, and personnel | 16-18 |

Suppression

| | |
|--|----|
| Overview of suppression activities | 19 |
| Emergency response summary | 20 |
| Fire statistics | 21 |
| Emergency medical call statistics | 22 |

Prevention

| | |
|--|-------|
| Fire Prevention Bureau flow chart and responsibilities | 23 |
| Chart indicating 2005 fire inspection statistics | 24-25 |
| Public Education statistics | 26 |

Emergency Management Planning

| | |
|--|----|
| Required training report..... | 27 |
| Homeland security at the city, county and state levels | 28 |
| Lake Havasu Fire Department special teams overview | 29 |
| Insurance Services Organization (I.S.O.) information | 30 |
| Strategic planning of future fire stations | 31 |

MISSION STATEMENT



The Lake Havasu City Fire Department will protect life, property, and the environment by providing professional, efficient, and cost-effective:

- **Public education,**
- **Fire prevention, and**
- **Response to fire, medical, and other emergencies.**



FIRE DEPARTMENT
LAKE HAVASU CITY

2330 McCulloch Boulevard North
Lake Havasu City, Arizona 86403-5950
Phone (928) 855-1141 or (928) 453-3313
Fax (928) 453-3312

Greetings,

Over the past year, our department has experienced a loss in upper management through the retirement of Chief John Bergman who retired this past year around the first of August and along with him, Division Chief of Operations Ron Dennis who resigned and took a position in Avondale as an Assistant Chief. With the absence of these two chief officers, several people within the organization have moved around to fill their positions while the department waits for a Fire Chief to be appointed. Those who have stepped up to fill positions within the organization have done so with extreme professionalism and expertise.

As the Interim Fire Chief, I am pleased to be given the opportunity to submit the 2005 Annual Report on behalf of the men and women who make up the Lake Havasu City Fire Department. Without the dedicated and professional individuals in the department, the information provided within this report could not have been accomplished. The accomplishments of the department are based on many individuals working toward the common goal of providing quality service to the community of Lake Havasu City.

The intent of this report is to provide a summary of the fire department's duties and responsibilities that were provided for the community of Lake Havasu City over the past year. After reading this report, elected officials, those in City management, civic groups, and most importantly the citizens who live and work here, and request our services on a daily basis, will hopefully gain a better comfort level knowing the fire department is here to serve and protect the citizens in the event of any emergency situation.

In closing, the men and women of the Lake Havasu City Fire Department are proud of what they do and what they stand for. I hope the citizens of Lake Havasu City become familiar with their fire department and what they are capable of doing at a moments notice. I also hope the community becomes aware of the location of their local fire station and the men and women who work there on a more personal basis.

Sincerely,

Dennis L. Mueller
Interim Fire Chief

Accomplishments 2005

- The Fourth of July public fireworks display was coordinated by the Fire Department.
- The Fire Department helped sponsor a hazmat technician class, which included participants from fire departments throughout the County. This class enhanced hazmat response throughout the region and will keep the state-recognized hazmat program going. Lake Havasu City had six graduates who received Arizona State certification for their efforts.
- The EMS section of the department put four capnography units into service. This piece of equipment monitors expired carbon dioxide of intubated patients with the goal being to increase survivability in patients with head trauma and respiratory complications. This piece of equipment also assists with measuring the effectiveness of oxygen therapy.
- In conjunction with Mohave Community College, the Fire Department helped sponsor a recruit fire academy. The academy consisted of new recruits from departments around Mohave County who received college credits for attending the academy.
- Also in conjunction with Mohave Community College, the department began an in-house EMT recertification program. This will help reduce the need to pay overtime for this job-required certification.
- Three paramedics were certified to perform rapid sequence intubation (RSI). This brings the total paramedics who are RSI certified to 22. Lake Havasu City Fire Department is a participant in the pilot program for the State of Arizona, and the Arizona Department of Health Services is in the process of adopting RSI as a standard level of care. It is expected that they will adopt the standard this year.
- The Fire Department headed the annual Household Hazardous Waste Day on March 5, 2005. Over 770 cars were processed in six hours making this one of the most successful household hazardous waste disposal days since the City's involvement. We also had invaluable support by the following businesses by providing equipment and personnel at no cost to the City: All American Battery Company, Amerigas Propane Parts/Svc Inc., Community Emergency Response Team, Mearcle Recycling, River Cities Waste Services, and Tire Mart, Inc.
- The Fire Prevention Bureau received a \$1,000 grant from Wal-mart for fire safety programs.
- Through the Local Emergency Planning Committee (LEPC), the Lake Havasu City Fire Department was awarded a grant for SCBA upgrades and a new digital camera adding up to a sum of \$60,650.
- In a joint effort, the Lake Havasu City Fire and Police Departments received a \$75,000 grant through the LEPC for the purchase of a unified command trailer.
- The Department also received LEPC approval for a grant in the amount of \$75,000, which will fund the global positioning system/automatic vehicle locator project.
- The LHCFD/LHCPD received an additional \$5,000 to purchase computer equipment for the public safety unified command trailer, which was also received from LEPC grant funds.

- Through the LEPC, the Lake Havasu City Fire Department received \$5,000 towards security video equipment for the PD/FD unified command trailer.
- Approval of an \$1,800.00 grant for the hazmat team to purchase a computer program was received from the LEPC. This program provides valuable on-scene references.
- A grant for \$50,000 to upgrade Lake Havasu City's emergency operations center and its equipment was received from the LEPC.
- The fire department received a \$500,000 grant from the Office of Domestic Preparedness for an urban light rescue vehicle. The grant also included monies to fully equip the vehicle and train personnel on its use.
- June 21, 2005 through June 23, 2005, the Lake Havasu City Fire Department participated in the first annual state-wide "Stand Down" day to promote firefighter safety in the fire service.
- A POC firefighter academy was held to introduce them to the methods needed by the Lake Havasu City Fire Department.
- The LHCFD received a State Lake Improvement Fund grant in the amount of \$281,904 from the Arizona State Parks Department for the replacement of our fire/rescue boat and boat lift.
- A new E-One pumper was purchased and scheduled to be placed into service around the first of the year in 2006.
- The department developed new maps to specifically address and help with disaster responses. The maps break up the city into 3 or 4 battalions, depending on the severity of the disaster.
- During a severe thunderstorm, the fire department had the opportunity to utilize our Citizens Emergency Response Team (CERT). That opportunity enabled us to see just how valuable the CERT members are to this city and its citizens. We anticipate utilizing this worthwhile group of volunteers in a variety of different capacities.
- With the help of the IS Division, Outlook Web Access (OWA) was set up for Fire Department e-mail to replace the antiquated AS/400 OfficeVision system that has been in use.
- On September 6, 2005, the fire department opened the Airport Station with 2 people who staff squad 6. The airport is now being staffed 24 hours a day, 7 days a week.
- After a long time waiting, work on the training tower finally began and is scheduled for completion in early March 2006.
- After a very difficult test, the fire department had one career firefighter and seven paid-on-call firefighters accepted into the Kingman Regional Medical Center paramedic program for 2006/2007. This program is a sixteen month program that will certify the firefighters as nationally registered emergency paramedics, which will help the department maintain its level of paramedic service in the future.
- Six Lake Havasu City firefighters entered the Public Safety DROP program, committing to retirement in 5 years.

FIRE DEPARTMENT STAFFING / DUTY ROSTER

| Station | A-Shift | B-Shift | C-Shift |
|---|--|---|--|
| Station 1 | BC Whitt (PIW) Capt Morgan (P) Eng Beckwith Eng Blomenkamp (AS) FF Reece | BC Mesisca (S) Capt Green (PIW) Eng Kowalski (S) Eng Kelly (S) FF Felish, Ryan(H) | BC Felish (PH) Capt Irwin (PTSCW) Eng Kemp, J (SC) Eng Shuck (C) FF Bishop (A) |
| Station 2 (Haz. Mat) | Capt Massey (SA) Eng Green (PCW) FF Mulligan (A) | Capt Trinko (HA) Eng Maple (PA) FF Macklem (HA) | Capt Browning (PTHA) Eng Jones (H) FF Pellerin (HA) |
| Station 3 (Boat Ops) | Capt Goodwin (C) Eng Ownby (P) FF Connelly (P) FF Orth (SHC) | Capt Heeney (C) Eng Scharbrough (P) FF Hess (P) FF Beals* | Capt Rollins Eng Stello, C FF Blanchard, J (PTC) FF Colella* (P) |
| Station 4 (TRT Ops) | Capt McCormack, P (PS) Eng Martz (S) FF Satterlee* | Capt Thuneman (S) Eng Schulenberg(CPS) FF Moores (H) | Capt Bracamonte, C(PC) Eng Rivello (S) FF Williams |
| Station 5 | Capt Blanchard, T Eng Blomenkamp (AS) FF Danielson (PHA) | Capt Stello, J (PW) Eng Kayser FF Port (PA) | Capt Schneider (HC) Eng Saucier (PS) FF Cantrell |
| Airport Station (Sq 6 / ARFF) | Eng Foster (A) FF Fasching (PTHA) | Eng Ryan (SA) FF Boscola (PTA) | Eng Fischer (HA) FF Nelson (PA) |
| ADMINISTRATION Interim Fire Chief Dennis Mueller (S,I) Administrative Supervisor Nancy Dreier Administrative Specialist Judy Grothe Administrative Specialist Gina Gutierrez-Froslic Clerical / Office Aide Della Cabral Clerical / Office Aide Rita McElhinney Battalion Chief / Training Officer Mike Quijada | | COMMUNITY SERVICES Fire Marshal Chip Shilosky Inspector Nathan Adler (IH) Inspector Tom Delzio Inspector Scott Hartman (CHPT) Inspector Tom Hutter (I) Inspector Craig Martens (I) Public Education Specialist Kathy Black Public Education Specialist Liz Vidad | |
| TECHNICAL SERVICES Division Chief Jeff Sayre (H) Management Assistant Sheila Allen Clerk David Gonzalez | | EMERGENCY SERVICES Acting Division Chief Doug Cleveringa | |
| | | FIRE DEPARTMENT CHAPLAIN (VOL.) (Vacant at this time) | |
| PAID-ON-CALL FIREFIGHTERS (PART-TIME EMPLOYEES) | | | |
| Best, Morgan | Leber, Blake | Martens, Bryce | Reeder, Steve |
| Comstock, Kevin | Lockwood, Jeff (P) | McCormack, Terry | Sylvester, Jay |
| Gloeckner, Terry | Madsen, Justin | Molina, Juventino | |
| Lawson, Jason | Maloney, Matt | Morgan, Sonny | |
| VOLUNTEERS Bacon, Justin and J.P. Willson | | | |

*= Rookie A= ARFF C = CISM Team H= HAZ. Tech I= Investigator P= Paramedic
 S= Special Teams T=Toxicology Medic U= Utility Driver W= S.W.A.T. Medic

FIRE STATION INFORMATION

FIRE STATION #1 96 S. ACOMA BLVD.



Quint 770 (TK1)

Fire Station #1 is a 10,000 sq. ft. station which was built in 2000/2001 and was occupied in August of 2001. The cost of the station was \$1.2 million back in 2001.

This station houses four firefighters operating the City's 100' aerial/paramedic unit. It also houses the on-duty Battalion Chief who is in charge of the staffing and operations of all five fire stations in the community. Furthermore, this station supports the Public Education Division with office space for the two public education specialists, and a classroom for their programs as well as for other training needs of the organization. It has the capability of housing another four-person engine company.

In the FY06/07 budget year a plan to provide a support person for the Battalion Chief is being sought after. It is hoped to staff another engine company at this station prior to 2009 in order to provide better service to the community.

FIRE STATION #2

2065 S. KIOWA BLVD.



Quint 751 (E2Q)

Fire Station #2



Haz. Mat. Unit

Fire Station #2 is an 11,005 sq. ft. station and was built in 1994/1995. It was occupied in July 1995.

The station houses three firefighters who staff a paramedic engine company, and also provide services for hazardous materials operations within the City and County. The station also houses the Training Division with two classrooms, office space, and reception area for both public and departmental training. The 7.2 acres site provides an area for a training tower which is slated to be constructed this year (2005). It also provides space for various training programs the departments and OSHA require, such as: technical rescue, live fire, LPG, auto extrication, hazardous materials exercises, etc.

In the FY06/07 budget year, it is hoped to bring the staffing level of this station up to four (4) personnel on the apparatus in order to meet NFPA 1710 recommendations. Furthermore, an administrative assistant is recommended to be brought on staff to support the Fire Prevention Bureau and provide support to the Training Division. This request is being sought in the FY06/07 budget year and may be carried over into the FY07/08 budget year.

In addition to the fire station, training classrooms, and office space, a new four-story training tower is being constructed, and is scheduled to be completed by spring of 2006. The training tower will provide capabilities of supporting the department's requirements for annual training set by OSHA and NFPA. The tower will house three burn rooms: one on the first floor, another on the second, and a third on the fourth floor. It will also house maze rooms, an elevator shaft, confined space areas, smoke rooms, and other features that will make it a facility that is the only kind in the northwest portion of the state.

FIRE STATION #3

3620 BUENA VISTA AVE



Fire Boat



Engine 759 (E3)



Fire Boat Dock (Contact Point)

Fire Station #3 is a 3,384 sq. ft. station, built in 1973 and occupied in November 1973.

The station houses four firefighters who staff a paramedic engine company and are responsible for staffing and operating the fire boat when requested. The fire boat is secured at the Water Safety Center at Contact Point.

Architectural services have been contracted with Associated Architects in Phoenix, Arizona for the design of an addition, and remodeling of the station slated for the summer of 2006.

The FY05/06 budget provided funds to add on additional space to this station and is being carried over into the FY06/07 budget year. These improvements will meet NFPA standards and properly house the existing crew, as well as plan for future needs for public safety as development grows in the south portion of the community.

With the population and density growing in the southern region of the community, this station has continually proven to be the second busiest station of the department. It was designed to house an additional engine company in order to meet the growing demands for emergency services. The plan to staff another engine company at this station is not in any 10 year plan, but remains a possibility as growth continues to expand in this area of the community.

FIRE STATION #4

3270 S. PALO VERDE BLVD.



Engine 758 (E4)



TRT Unit & Quads

Fire Station #4 was originally built as a 3,136 sq. ft. station. It was constructed in 1978/1979 and occupied in August 1979. In 2002, the station was remodeled to meet NFPA standards and properly house the firefighters who occupy it. In addition, a detached garage was constructed to house the technical rescue vehicle and trailer, which carries two off-road ATVs.

The station houses three firefighters who staff a paramedic engine company. This station houses all the technical rescue equipment for the department, and is responsible for emergencies in the surrounding desert areas around the community, as well as supporting County operations when called upon.

In the FY06/07 budget year, it is hoped to bring the staffing level of this station up to four (4) personnel on the apparatus in order to meet NFPA 1710 recommendations. NFPA 1710 recommends four personnel on the apparatus.



Technical Rescue Team

(15 Specialized Team Members)

- High Angle Rescue
- Swift Water Rescue
- Confined Space Rescue
- Trench Rescue
- Helicopter Operations

FIRE STATION #5

145 N. LAKE HAVASU AVE.



Engine 787 (E5)

This station was the original fire station for Lake Havasu City Fire Department. It was originally built in 1968, with an addition in 1974/1975 making it the facility it is today. The overall facility is 10,495 sq. ft. in which the fire department occupies approximately 8,000 sq. ft.

The station houses three firefighters who staff a paramedic engine company and are responsible for the main commercial areas within Lake Havasu City, including all responses on the island. The crews stationed here are responsible for maintaining the golf carts and miscellaneous equipment utilized for special events. They are also responsible for operating the fire boat when Station 3's crew is unavailable. (Currently one-third of the facility is occupied by United Way's main office and staff.)

In the FY06/07 budget year it is hoped to bring the staffing level of this station up to four (4) personnel on the apparatus in order to meet NFPA 1710 recommendations. NFPA 1710 recommends four personnel on the apparatus.

FIRE STATION #6
LAKE HAVASU MUNICIPAL AIRPORT
5600 N. HWY 95



ARFF UNIT in the station

Engine 703 (Squad 6)
This engine went out of service on Oct. 2005
It was replaced with engine 704

The airport fire station is a 3,740 sq. ft. station and was built in 1994 to support airport emergencies. It was recently occupied by fire department personnel on September 6, 2005.

The station housed Air Evac personnel from the time it was opened in 1994 until September 2005, when the fire department was able to place two Lake Havasu City firefighters at the station for airport fire protection, as well as take the first steps towards providing services to the North corridor.

When flights are not scheduled, the firefighters staff a paramedic squad, and provide support for the northern portion of the community with assistance from station 2 personnel and Desert Hills Volunteer Fire Department. When flights are scheduled, the firefighters staff the Airport Response Fire Fighting Vehicle (ARFF) unit, which is a specially designed apparatus utilized for aircraft emergencies.

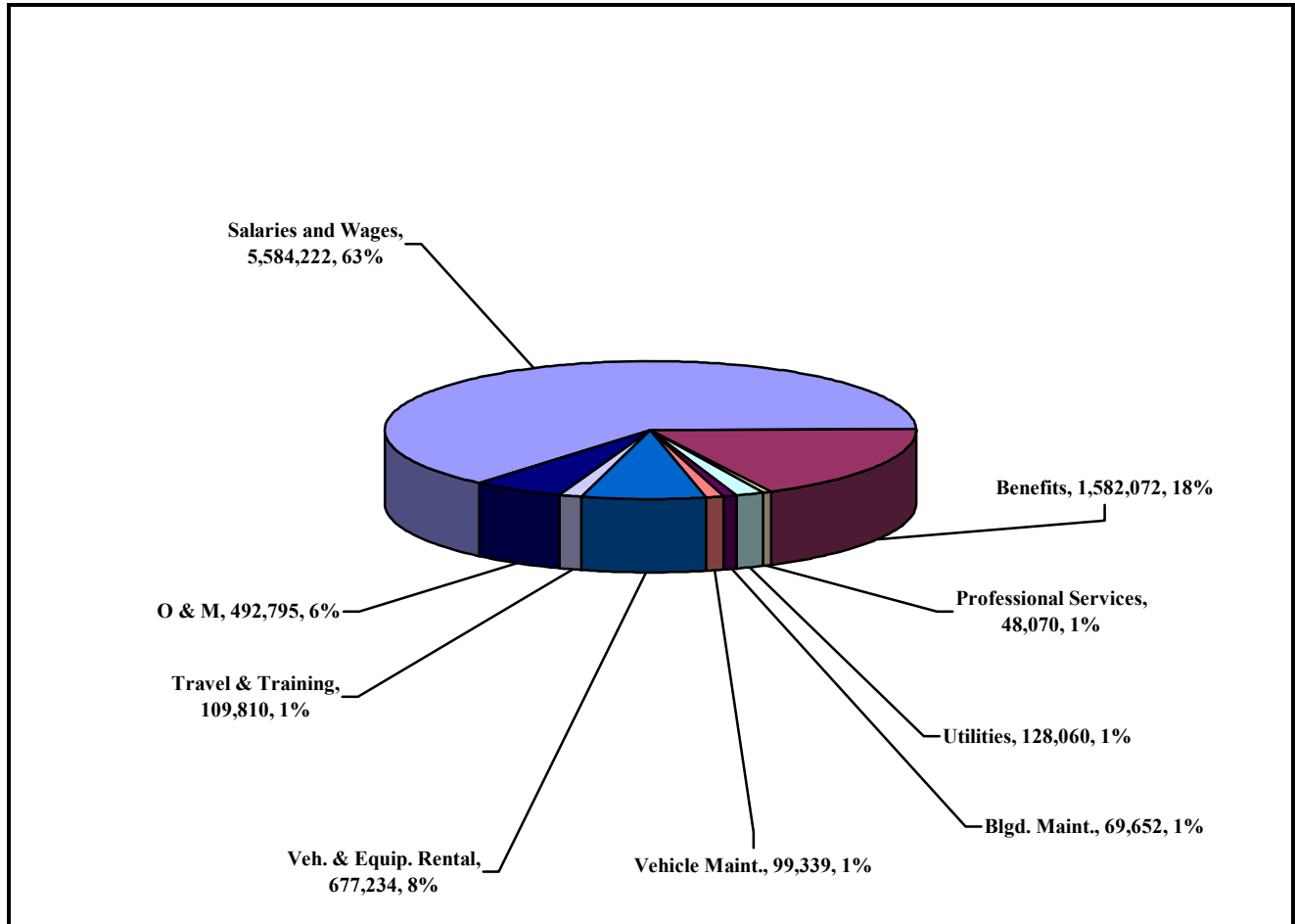
In the FY06/07 budget year it is hoped to bring the staffing level of this station up to four (4) personnel on the apparatus in order to meet NFPA 1710 recommendations. NFPA 1710 recommends four personnel on the apparatus.

FIRE DEPARTMENT EQUIPMENT AND APPARATUS



| Vehicle Type | Year | Age | Location / Station Assignment |
|--|-----------|--------|--|
| Fire Engines / Pumpers | | | |
| Engine 704 | 1988 | 18 yrs | Airport station as squad 6 |
| Engine 709 | 1982 | 24 yrs | Station 5 as reserve engine (Slated to be replaced in the FY06/07 budget year) |
| Engine 757 | 1998 | 8 yrs | In Phoenix with engine problems |
| Engine 758 | 1993 | 13 yrs | Station 4 as 1 st run engine |
| Engine 759 | 1993 | 13 yrs | Station 3 as reserve engine |
| Engine 781 | 2004 | 2 yr | Station 3 as 1 st run engine |
| Engine 787 | 2005 | 1 yr | Station 5 as 1 st run engine |
| Quints / Aerial Units | | | |
| Quint 751 | 1991 | 15 yrs | Station 2 as 1 st run apparatus |
| Quint 770 | 2001 | 5 yrs | Station 1 as 1 st run apparatus |
| Command Vehicles | | | |
| Suburban 756 | 2001 | 5 yrs | DC in charge of Operations |
| Suburban 760 | 1995 | 11 yrs | Battalion #2 parked at station 1 |
| Chevy Blazer 762 | 1997 | 19 yrs | BC in charge of Training |
| Jeep Cherokee 763 | 1998 | 18 yrs | DC in charge of Technical Services |
| Tahoe 785 | 2005 | 1 yr | DC in charge of Prevention |
| Suburban 783 | 2005 | 1 yr | Duty Battalion Chief |
| Specialty Equipment | | | |
| ARFF Crash Truck 773 | 1999 | 7 yrs | Airport station |
| Haz Mat Unit 784 | 2005 | 1 yr | Station 2 as 1 st response for Haz. Mat. |
| Haz Mat Trailer 776 | 1998 | 8 yrs | Station 2 as 1 st response for Haz. Mat. |
| Technical Rescue Unit 769 | 2002 | 4 yrs | Station 4 as 1 st response for Tech. Rescue |
| Off Road ATV's | '98 & '01 | | Station 4 as 1 st response for Tech. Rescue |
| Fire Boat 777 | 1996 | 10 yrs | Contact Point |
| Rehab unit 710 | 1990 | 16 yrs | Station 1 as 1 st response for Rehab |
| Golf Carts | '99 & '01 | | Station 5 for special event staffing |
| Support Vehicles | | | |
| There are a total of 12 additional vehicles which support the day-to-day operations. The oldest vehicle is unit 717 which is a 1973 International pick up truck and the newest are two 2002 Dodge Dakotas. | | | |

FY05/06 BUDGET



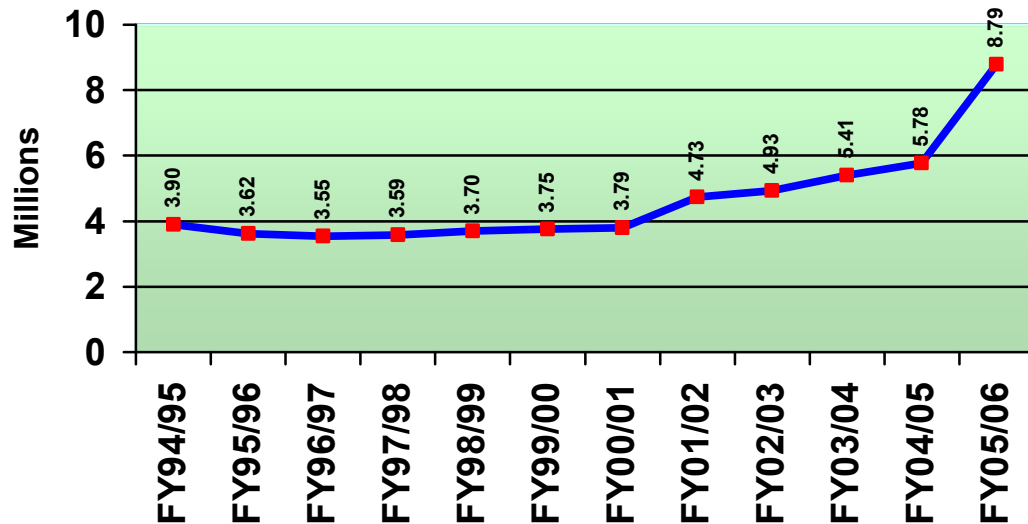
The FY05/06 budget has nine (9) key areas

| | | |
|---|---|--------------|
| 1. Salaries and Wages | = | \$ 5,584,222 |
| 2. Benefits | = | \$ 1,582,072 |
| 3. Vehicles & Equipment Rental | = | \$ 677,234 |
| 4. Operation & Maintenance | = | \$ 492,795 |
| 5. Utilities (Elec., Water, Sewer, Ph.) | = | \$ 128,060 |
| 6. Training and Travel | = | \$ 109,810 |
| 7. Vehicle Maintenance | = | \$ 99,339 |
| 8. Building Maintenance | = | \$ 69,652 |
| 9. Professional Services | = | \$ 48,070 |

Total FY05/06 budget = \$ 8,791,254

GROWTH OF BUDGET

FY94/95 to FY05/06



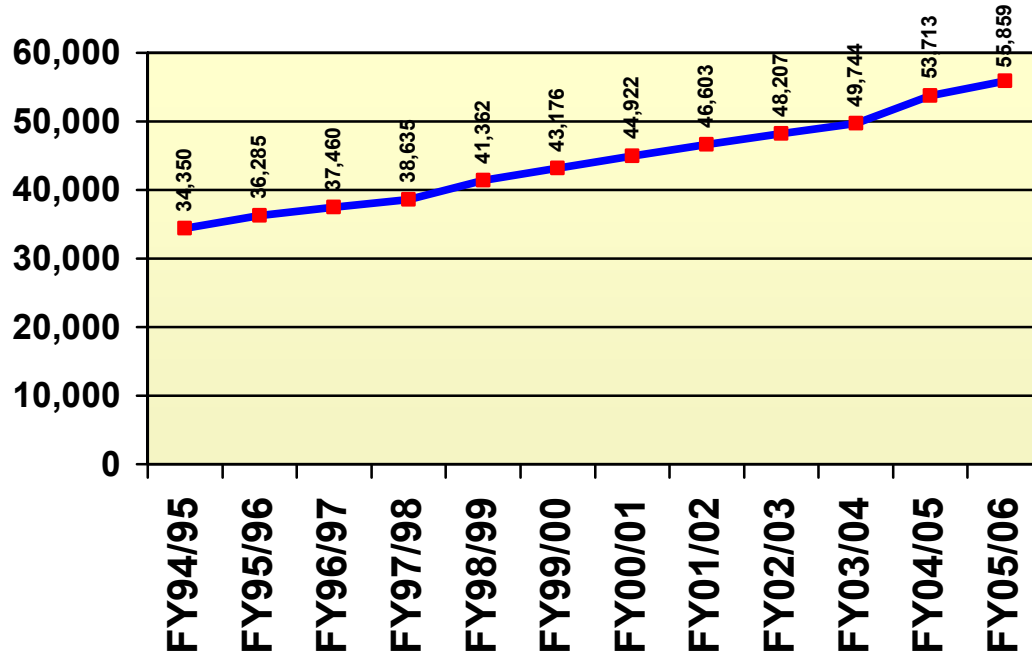
- ❖ This chart does not indicate the \$1.0 million which was deleted from the FY94/95 budget year when Rural Metro Corporation attempted to take over the fire department. The budget in FY94/95 was originally at \$ 4.9 Million.
- ❖ In addition to the \$1 million removed from the budget in FY94/95 budget year, an additional \$500,000 was removed from the budget year in the FY82/83 budget year due to Rural Metro Corporation attempting to take over the department back then.
- ❖ Overall, the department has lost \$1.5 million due to take over attempts by outside agencies. These are funds which have never been recouped.

| | FY94/95 to FY95/96 | FY95/96 to FY96/97 | FY96/97 to FY97/98 | FY97/98 to FY98/99 | FY98/99 to FY99/00 | FY99/00 to FY00/01 | FY00/01 to FY01/02 | FY01/02 to FY02/03 | FY02/03 to FY03/04 | FY03/04 to FY04/05 | FY04/05 to FY05/06 |
|----------------|--------------------------|--------------------------|--------------------------|--------------------------|--------------------------|--------------------------|--------------------------|--------------------------|--------------------------|--------------------------|--------------------------|
| % of Growth | - 7.3% | - 1.9% | + 1.6% | + 2.9% | +1.3% | + 1.1% | +24.8% | + 4.2% | + 9.7% | +6.8% | +23.9% |

- ❖ Average increase from FY94/95 to FY05/06 is at 6.1%
- ❖ FY00/01 to FY01/02 increase was due to fire station #1 opening
- ❖ FY04/05 to FY 05/06 increase was due to the airport station opening, and an increase in the overtime budget to compensate for the additional draws on the department
- ❖ If the budget would have stayed on line without reduction in staff or funds due to the take over attempt by Rural Metro in FY94/95, the FY06/07 budget would have been \$10,580,252 based on an average increase of 6.1% per year. If the budget were to increase based on the 6.1% average, the budget from FY05/06 to FY06/07 would be \$ 9,327,520

COMMUNITY GROWTH

FY94/95 to FY05/06



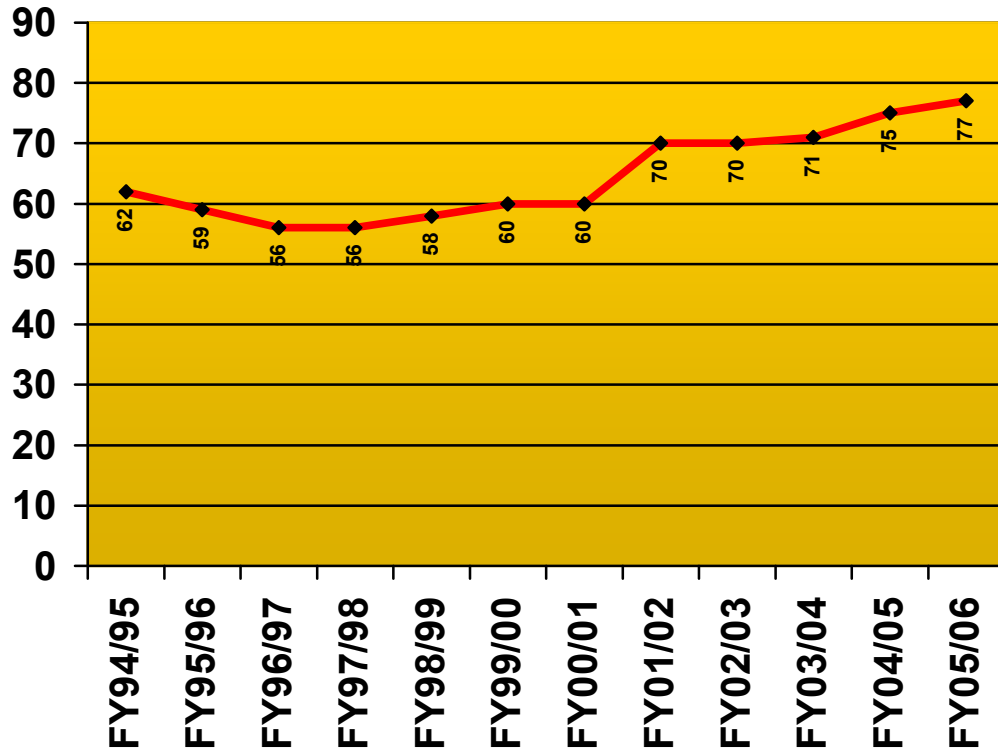
| | FY94/95 to FY95/96 | FY95/96 to FY96/97 | FY96/97 to FY97/98 | FY97/98 to FY98/99 | FY98/99 to FY99/00 | FY99/00 to FY00/01 | FY00/01 to FY01/02 | FY01/02 to FY02/03 | FY02/03 to FY03/04 | FY03/04 to FY04/05 | FY04/05 to FY05/06 |
|----------------|--------------------------|--------------------------|--------------------------|--------------------------|--------------------------|--------------------------|--------------------------|--------------------------|--------------------------|--------------------------|--------------------------|
| % of Growth | 5.63% | 3.24% | 3.14% | 7.06% | 4.39% | 4.04% | 3.74% | 3.44% | 3.19% | 7.98% | 3.99% |

- ❖ Average increase of population from FY94/95 to FY05/06 is at 4.53%.
- ❖ Total increase from FY94/95 to FY05/06 is 62.6% increase in population.

The population statistics were provided through the Department of Economic Security's web site.

DEPARTMENT GROWTH

FY94/95 to FY05/06



| | FY94/95 to FY95/96 | FY95/96 to FY96/97 | FY96/97 to FY97/98 | FY97/98 to FY98/99 | FY98/99 to FY99/00 | FY99/00 to FY00/01 | FY00/01 to FY01/02 | FY01/02 to FY02/03 | FY02/03 to FY03/04 | FY03/04 to FY04/05 | FY04/05 to FY05/06 |
|---------------------|--------------------------|--------------------------|--------------------------|--------------------------|--------------------------|--------------------------|--------------------------|--------------------------|--------------------------|--------------------------|--------------------------|
| % of Growth | - 4.84% | - 5.08% | 0 % | 3.35% | 3.35% | 0 % | 16.78% | 0 % | 1.41 % | 5.59% | 2.69% |
| Growth of Personnel | -3 | -3 | 0 | 0 | 2 | 0 | 10 | 0 | 1 | 4 | 2 |

- ❖ Average increase of personnel from FY94/95 to FY05/06 is at 1.18 people per year
- ❖ FY00/01 to FY01/02 increase was due to fire station #1 opening
- ❖ FY04/05 to FY 05/06 increase was due to the airport station opening

EMERGENCY OPERATIONS



RESPONSES TO FIRES, MEDICAL CALLS, CAR ACCIDENTS, & OTHER INCIDENTS

- 20.21 emergency responses per day in 2005
- 7,378 responses in 2005
- 1,144 multiple responses
- 6,234 total emergency calls in 2005
- 3,390 simultaneous emergency calls in 2005 (up 15% from 2004)
- Call volume increased 8.8% in 2005 from 2004
(6,249 emergency calls in 2005 compared 5,719 in 2004)

VALUATION VS. DOLLAR LOSS RELATED TO FIRE INCIDENTS IN 2005


- \$ 20,530,661 estimated property value involved in fires
- \$ 1,860,685 estimated property loss
- \$ 18,669,976 estimated savings of property in 2005

EMERGENCY RESPONSE SUMMARY


January 1, through December 31, 2005

| | Total |
|--|--------------|
| Primary Units | |
| Battalion 1 | 539 |
| Truck 1 | 1,274 |
| Engine 2 or E2Q | 1,076 |
| Engine 3 | 1,393 |
| Engine 4 | 981 |
| Engine 5 | 1,608 |
| Squad 6 | 56 |
| 2nd Due Units Staffed Upon Recalls | |
| Battalion 2 | 21 |
| Battalion 3 | 9 |
| Battalion 4 | 1 |
| Engine 1 | 16 |
| Engine 12 | 21 |
| Engine 22 | 2 |
| Engine 32 | 2 |
| Engine 42 | 2 |
| Engine 52 | 6 |
| Fire Boat | 16 |
| Rescue 4 | 11 |
| Support 2 | 12 |
| Support Units & Special Requests Units | |
| Chief Officers | 81 |
| Rehab | 20 |
| Inspectors | 126 |
| HT 6 | 6 |
| HT 7 | 33 |
| HT 8 | 3 |
| Desert Hills FD | 63 |
| Total Responses in 2005 | 7,378 |


FIRE SUPPRESSION STATISTICS 2005

| TYPES OF FIRE INCIDENTS | 2003 | 2004 | 2005 |
|--|--------------|--------------|--------------|
| Structure fires | 61 | 61 | 64 |
| Vehicle fires | 94 | 76 | 87 |
| Brush, grass, wild land fires | 45 | 48 | 50 |
| Rubbish (including dumpster fires) | 39 | 44 | 56 |
| Other misc. fires | 17 | 26 | 32 |
|  Rescue & emergency medical calls | 3,828 | 3,989 | 4,437 |
| Hazardous conditions | 210 | 198 | 259 |
| Service calls | 504 | 528 | 510 |
| False alarm, good intent | 339 | 371 | 355 |
| False alarm, false call | 447 | 380 | 363 |
| Special incident & severe weather | 29 | 15 | 21 |
| Total Incidents | 5,613 | 5,737 | 6,234 |
| Estimated fire loss | \$11,493,279 | \$ 2,745,885 | \$1,860,685 |
| Estimated value | \$25,677,005 | \$16,177,740 | \$20,530,661 |
| Estimated population | 49,744 | 53,713 | 55,859 |
| Fire related injuries | 19 | 20 | 18 |
| Fire related deaths | 0 | 0 | 0 |
| Mutual aid given to other agencies | 11 | 21 | 29 |
| Mutual aid received | 65 | 37 | 34 |

- The major increase in fire loss in 2003 was due to the fire at Sofa City where the entire facility was a loss due to heavy fire loading, no fire protection system in place, and winds up to 40 mph.

-  The following page has a breakdown of EMS statistics related to the above-mentioned rescue and emergency medical calls.

EMS STATISTICS 2005

| TYPES OF EMS INCIDENTS | 2003 | 2004 | 2005 |
|--|--------------|--------------|--------------|
|  Medical emergency (Heart, Diabetic, Respiratory, Strokes, Trauma) | 3,349 | 3,562 | 3,933 |
| Vehicle accident with injuries | 186 | 227 | 268 |
| Motor vehicle vs. pedestrian | 12 | 17 | 10 |
| Lock-in | 11 | 12 | 5 |
| Search for person on land / water | 1 | 2 | 2 |
| Extrication of victim from building | 3 | 0 | 1 |
| Extrication of victim from vehicle | 2 | 2 | 1 |
| Elevator rescue | 2 | 2 | 9 |
| Swift water rescue | 6 | 3 | 4 |
| Rescue or EMS standby | 2 | 3 | 1 |
| Rescue, EMS incident, other | 95 | 70 | 81 |
| Assist EMS agency | 148 | 89 | 114 |
| Total EMS Incidents | 3,828 | 3,989 | 4,437 |

 The following are typical percentages related to the 3,933 medical emergency calls ran in 2005:

- Heart attacks and related emergencies = 45%
- Diabetic emergencies = 25%
- Respiratory emergencies = 15%
- Trauma related emergencies = 10%
- Stroke and neurological emergencies = 5%



FIRE PREVENTION BUREAU

FIRE MARSHAL CHIP SHILOSKY

- Special Event Planning
- Fire Investigations & Management
- Law Enforcement Agent
- Construction Profile Tracking
- Rep. on City, County, State Boards and Committees
- Quality Control of Fire Prevention Programs
- Environmental Crimes
- Permitting/Fee Programs
- Economic Development Rep.
- Risk Management
- Grants Coordination
- Fire Prevention Budget Administration
- Interagency Liaison

Fire Inspector Nathan Adler

- Fire Investigation
- New Construction Inspections
- Residential Plan Review
- Haz. Mat. Technician
- Environmental Crimes
- Industrial Inspections
- Occupancy Insp. Area 2
- Board of Directors AFIA

Fire Inspector Tom Delzio

- Fire Sprinkler Program
- Plan Review Residential
- New Construction Inspections
- Complaints
- Occupancy Insp. Area 1
- Dept. Rep. for fire Protection Contractors
- Adult Care Inspections

Fire Inspector Scott Hartman

- Haz. Mat. Technician
- Apartment House Program
- New Construction Inspections
- Plan Review Residential
- Complaints
- Occupancy Insp. Area 4
- Child Care Inspections

Fire Inspector Tom Hutter

- Fire Alarm Program
- New Construction Inspections
- Residential Plan Review
- Commercial Plan Review
- Fire Investigations
- Occupancy Insp. Area 3
- School Inspections
- Dept. Rep. on Arizona Alarm Board
- Environmental Crimes

Fire Inspector Craig Martens

- Plan Review Residential
- Plan Review Commercial
- M.S.D.S. Reviews
- City Tier II Reporting
- NFPA Placards
- Hazardous Occupancies
- President of Arizona Fire Code Committee
- Environmental Crimes

Public Education Specialist Elizabeth Vidad

- Juvenile Firesetter Intervention
- Fire Safety School Programs in Schools System Grades 7-12
- Fire Safety Trailer Instruction
- 9-1-1 Program
- First Aid Classes
- CPR Program
- AED Program
- Fire Prevention Week Program Director

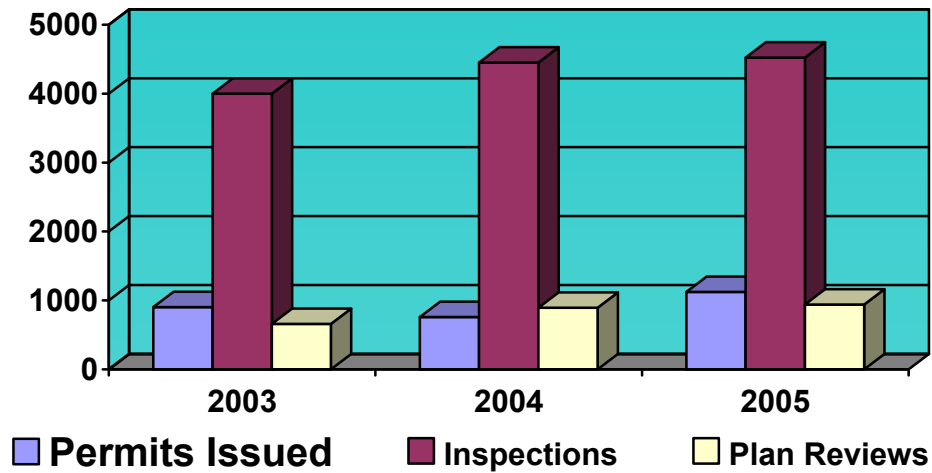
Public Education Specialist Kathy Black

- Juvenile Firesetter Intervention
- Fire Safety School Programs in Schools System Grades K-6
- Little Squirt Trailer
- Babysitter Program
- First Aid Classes
- Water Safety Program
- Fire Safety Trailer Instruction
- Sparky the Fire Dog Program

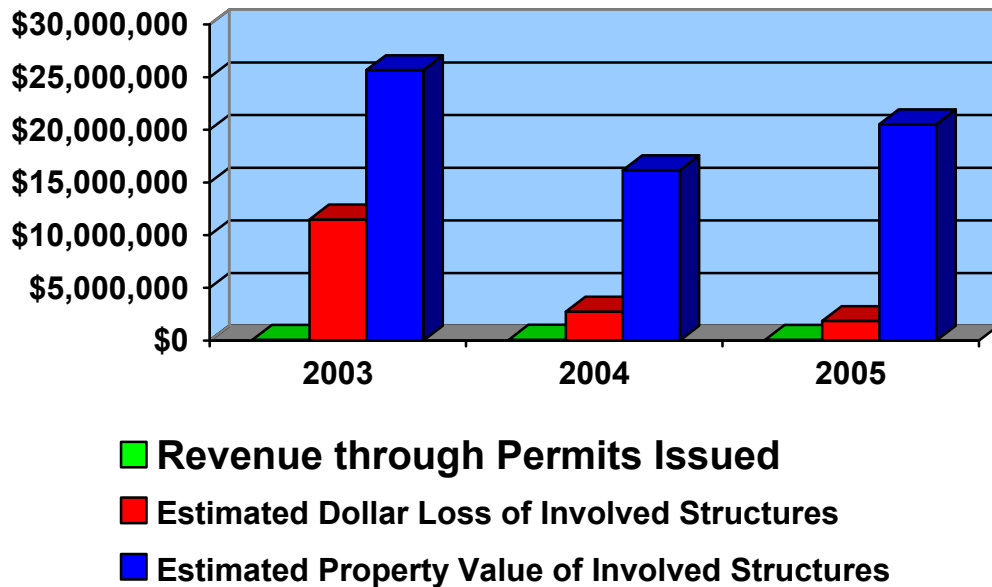
Shift Fire Investigator James Whitt

- Fire Investigations

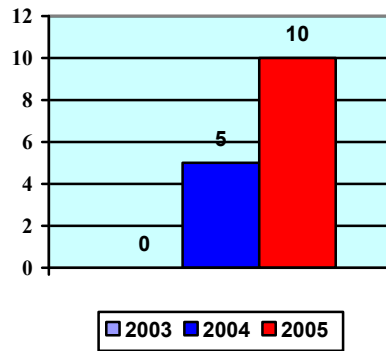
STATISTICS FOR FIRE PREVENTION



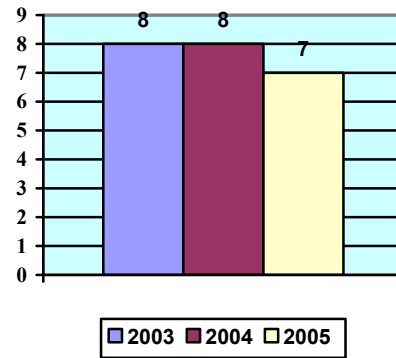
| | | 2003 | 2004 | 2005 |
|----------------|---|-------|-------|-------|
| Permits Issued | = | 902 | 759 | 1,123 |
| Inspections | = | 3,999 | 4,452 | 4,524 |
| Plan Reviews | = | 658 | 893 | 939 |



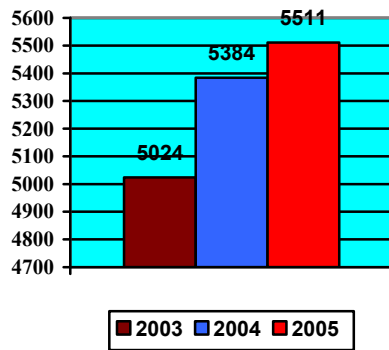
| | | 2003 | 2004 | 2005 |
|-----------------------------------|---|-------------|-------------|-------------|
| Revenue through Permits Issued | = | \$ 71,005 | \$ 83,190 | \$ 82,131 |
| Est. Loss of Involved Structures | = | \$ 11.4 mil | \$ 2.7 mil | \$ 1.8 mil |
| Est. Value of Involved Structures | = | \$ 25.6 mil | \$ 16.2 mil | \$ 20.5 mil |



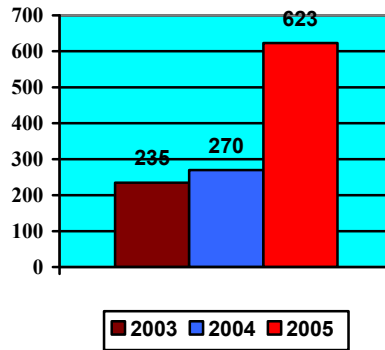
Special Events



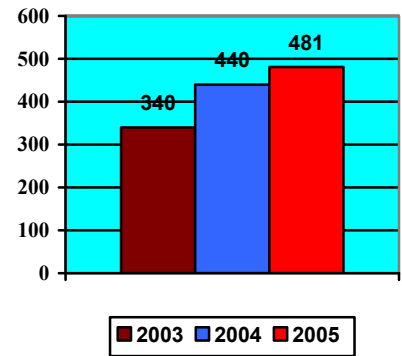
Juvenile Fire Setters Referred



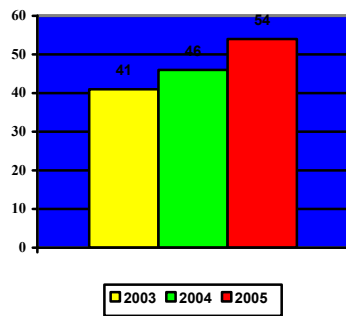
Business Licenses Issued



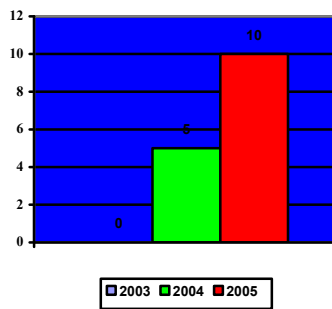
Complaints Inspections Performed



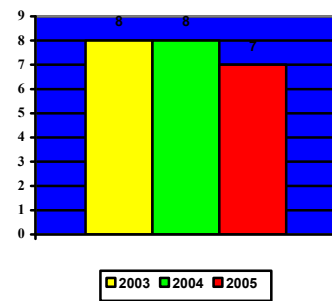
Fire Investigation Hours



Environmental Crimes

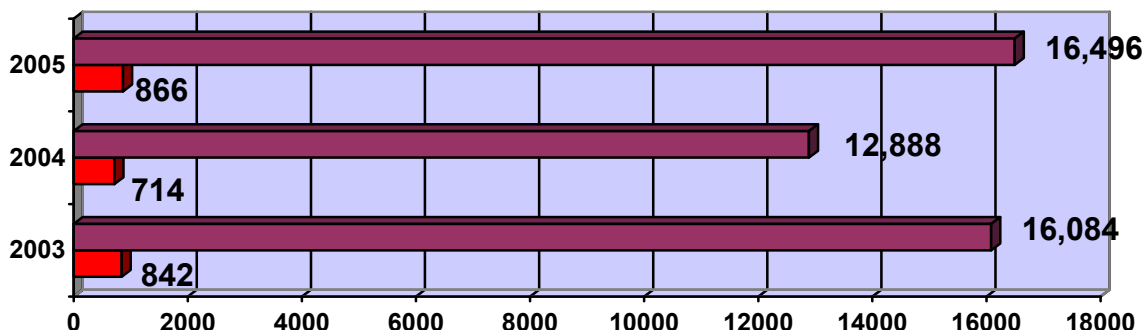


Citations Issued



Cease & Desist Orders Issued

2005 PUBLIC EDUCATION STATISTICS AND PROGRAMS



 Students Taught Throughout the Lake Havasu School Systems

 Public Classes Provided

| | | 2003 | 2004 * | 2005 |
|---------------------------------|---|--------|--------|--------|
| Students Taught in LHC | = | 16,084 | 12,888 | 16,496 |
| Classes Taught in LHC Schools = | | 842 | 714 | 866 |

* For a full semester in 2004, one public education specialist was on short term disability, and only one specialist was on duty to handle the work load.



PROGRAMS

- CPR / AED Programs
- 9-1-1 Educational Programs
- Juvenile Fire Setters Investigation and Educational Program
- Babysitter Training Program
- Water Safety Classes
- Fire Safety Trailer / Hands-on Education

Required Training Report

The table below is based on approximately 80 suppression employees

| Subject | Regulatory Agency | Regulation (if applicable) | 2004 (% of personnel completing) | 2005 (% of personnel completing) | 2006 (Goal) (% of personnel completing) | Comments |
|---|-------------------|----------------------------|----------------------------------|----------------------------------|---|--|
| Infection control | OSHA | 1910.130 | 100% | 100% | 100% | Fed Law |
| Haz-Mat annual | OSHA | 1910.120 | 60% | 80% | 100% | Fed Law |
| Confined space | OSHA | 1910.146 | 100% | 100% | 100% | Fed Law |
| Respiratory Protection | OSHA | 1910.134 | 100% | 100% | 100% | Fed Law |
| ARFF certification | FAA | FAR 139 | 100% | 100% | 100% | FAA 20 ARFF members |
| EMT | DHS | N/A | 100% | 100% | 100% | DHS – 54 EMT's |
| ACLS | DHS | N/A | 100% | 100% | 100% | DHS - 26 PM's |
| CPR | DHS | N/A | 100% | 100% | 100% | All personnel |
| Tox Medic recert. | DHS | N/A | 100% | 100% | 100% | DHS – 10 personnel |
| Annual Road Driving | Local | MVD exempt | 95% | 75% | 100% | 2005-2006 in process of completing |
| Annual Drivers Rodeo | Local | MVD exempt | 95% | 75% | 100% | 2005-2006 in process of completing |
| TRT Quarterly | Local | NFPA 1670 | 85% | 50% | 85% | 2005 - 2 sessions were cancelled due to budget cuts |
| Haz-Mat Quarterlies | Local | NFPA 1910.120 | 50% | 50% | 85% | 2005 -Coordinator change midyear – budget cuts |
| CISM Quarterlies | Local | N/ A | 85% | 85% | 85% | |
| Annual Boat Training | Local | N/A | 50% | 75% | 85% | Sta 3 and 5 personnel |
| Pre-Planning Inspections | ISO | Rating points | 10% | 10% | 60% | Computer program issues and time constraints |
| Apartment Inspections | Local | ISO | | | | |
| 8-3 hr drills | ISO | Rating points | *40% | *40% | 80% | *No records broken down to provide accurate numbers |
| 4-3 hour Multi company Drills | ISO | Rating points | *40% | *40% | 80% | *No records broken down to provide accurate numbers |
| 2-6 hour classes for Officers | ISO | Rating points | 90% | 75% | 90% | 2004 held mandatory officers training – 05 budget restrictions |
| 4 – 3 hour classes for driver operators | ISO | Rating points | 90% | 90% | 100% | Several classes and traing packets mandatory for D/O |

EMERGENCY MANAGEMENT

“HOMELAND SECURITY”

CITY, COUNTY & STATE LEVELS

As part of the emergency response system in Lake Havasu City, the fire department manages the disaster preparedness program. This program has been designed to manage emergency response to the many types of disasters that can occur within the city.

Some disaster preparedness issues that affect Lake Havasu City are:

- Flash flooding
- Major fire
- High winds
- Extreme heat
- Hazardous materials issues
- Domestic terrorism
- Civic disturbance extended power outage
- Earthquake (moderate issue)


Emergency management training:

- City officials periodically attend the National Emergency Training Center in Emmitsberg, Maryland.
- Lake Havasu City participates in at least one disaster exercise each year at the local or state level.
- A committee of people from all areas of disaster response meets quarterly to discuss issues and evaluate the City Emergency Operations Plan (EOP).

Lake Havasu City emergency management accomplishments and memberships:

- Received a FEMA award for the full-scale exercise hosted by Lake Havasu City in 2000.
- Lake Havasu City was a showcase city at the National League of Cities Convention in 2004.
- Nationally recognized by FEMA for the City's Y2K plan in 1999.
- Member of Arizona Emergency Services Association.
- Member of the Mohave County Local Emergency Planning Committee (Mo. Co. LEPC).
- Received \$429,392 in grants for equipment and training in the 2004/2005 fiscal year.
- Assisted the Bureau of Reclamation planning efforts for catastrophic dam failure along the Colorado River.

SPECIAL TEAMS



Hazardous Materials Team

(15 specialized team members)

- Level "A" entry team capability (highest level possible)
- Clandestine drug lab operations/entry



Boat Operations

(3 Coast Guard approved boat captains)

- Lake rescue capabilities for entire lake from Parker Dam to I-40
- Firefighting capabilities along entire shoreline of Lake Havasu



Technical Rescue Team

(15 specialized team members)

- High angle rescue
- Swift water rescue
- Confined space rescue
- Trench rescue
- Helicopter operations



S.W.A.T. Medics

(4 specially trained medics)

- Medic support for police SWAT operations
- County-wide support

Critical Incident Stress Management Team (CISM)

(15 certified members)

- Stress management of critical incidents
- Provides for services throughout the Parker and Mohave County area

I. S. O. RATING

(Insurance Services Office, Inc.)

ISO conducts surveys of communities with public fire protection throughout the nation. In doing so, they evaluate the fire department, the emergency dispatch center, the water supply throughout the community, and the level of service provided by each. From their findings they classify the community on a scale with 1 being the best to 10 being the worst.



In 1988, the city's classification was changed from a Class 4 to a Class 3 and has been classified as such since then. The last evaluation was conducted in 1999 and the city is scheduled to be re-evaluated in 2009.

The classification is utilized to calculate property insurance premiums for both commercial and residential properties. It is not for property loss prevention or life safety purposes.

Results from 1999 ISO Survey

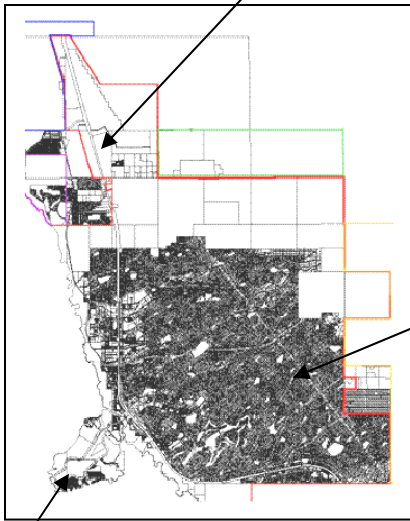
| Item Being Graded | Credit Assigned | Max Credit Possible |
|--|-----------------|---------------------|
| Receiving & handling Fire alarms (Dispatch capability) | 8.50% | 10.00% |
| Fire Department | 31.14% | 50.00% |
| Water supply | 36.00% | 40.00% |
| Deduct the difference between Fire Dept. & water supply | - 5.54% | |

| | | |
|--------------------------|---------------|----------------|
| Results of Survey | 70.10% | 100.00% |
|--------------------------|---------------|----------------|

| Class Rating | Points Required | Class Rating | Points Required |
|--------------|------------------------|--------------|-----------------|
| 1 | 90.00% or More | 6 | 40.00 to 49.99% |
| 2 | 80.00 to 89.99% | 7 | 30.00 to 39.99% |
| 3 | 70.00 to 79.99% | 8 | 20.00 to 29.99% |
| 4 | 60.00 to 69.99% | 9 | 10.00 to 19.99% |
| 5 | 50.00 to 59.99% | 10 | 0 to 9.99% |

STRATEGIC PLANNING DEVELOPMENT

**Development of a
“North Corridor”
Public Safety Station**



**Development of a Fire Station
at Sloop and McCulloch
(Coverage for Foothills Estates
and the upper middle portion of
the City)**

**Development of a
Public Safety Station
On the island
(Police and Fire Boat access)**

