

LAKE HAVASU CITY



FIRE
RESCUE
EMS

2014
ANNUAL REPORT

A Message from Chief Dennis Mueller



For the first time in over 34 years, the Fire Department saw a decline in requests for emergency services, a decline our organization helped create. One key reason for the decline is due to the Adapted Response Vehicle (ARV) program, which we established in July of 2014. This program specifically reaches out to chronic obstructive pulmonary disease (COPD) and congestive heart failure (CHF) patients to educate and assist them with their health care plans. Through these efforts, a reduction in high rate 9-1-1 users has been realized.

In addition to the ARV unit's success, the delivery and outfitting of five new Pierce apparatus began in the spring of 2014. Thanks to some of our very talented firefighters, an extensive outfitting process of the four engines and 110' quint took place, and all five apparatus were placed into service by late fall of 2014.

We also saw an increase in fire inspections, special events, and public education opportunities from 2013. Even though our Fire Prevention Bureau was taxed beyond compare, their efforts most likely reduced the threat of fire and injury within our community.

Additional stats indicate that through the efforts of our firefighters and paramedics we were able to save over \$11.8 million of the \$13 million in property, which was in danger of being destroyed by fire or other hazards this year. More importantly, over 499 lives in our community were improved through advanced medical intervention, lives whose outcomes may have ended very differently if our medics had not intervened. Outcomes such as these are what we strive to exceed every year.

In 2014, the department saw two retirements and four firefighter resignations. These retirements and resignations allowed for others to promote within the ranks, and through the active succession plan of the organization, future leaders are being developed to continue serving the community.

We know that 2015 will bring more challenges and changes, especially with our ARV program, and we will continue to meet them head on to ensure a positive, safe and prosperous community for all.

Sincerely,

Dennis L. Mueller, Fire Chief

City Information

Land Area: 42 Square Miles Total Area
Lake Area: 45 Miles Long
Established: 1963 by Robert P. McCulloch
Incorporated: 1978
Population: 52,506

Facilities & Vehicles

Fire Administration—Located in City Hall
6 Fire Stations

Front-Line Apparatus

Engines = 5
Ladder/Quint = 1

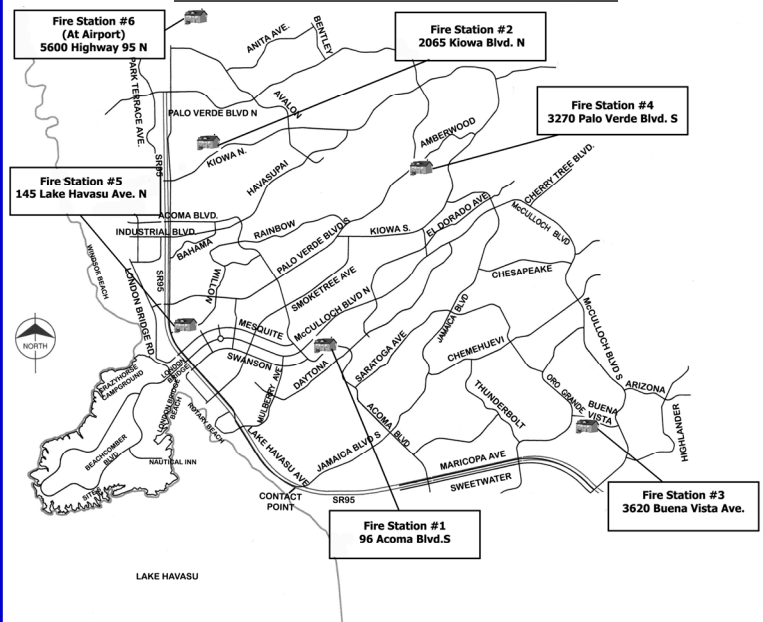
Reserve Apparatus

Engines = 2
Ladder/Quint—2

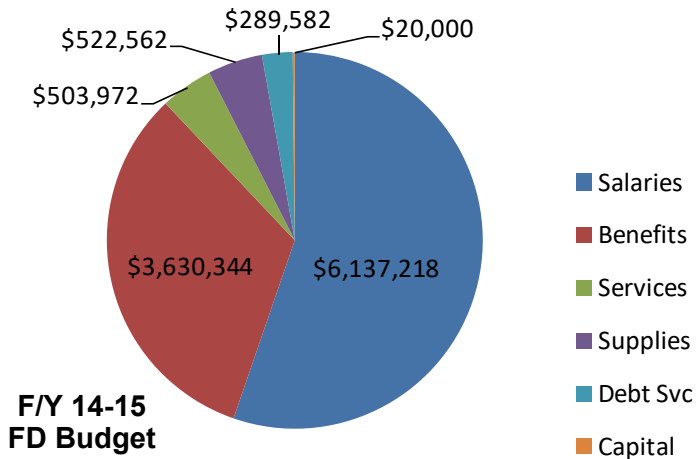
Non-Staffed Specialty Apparatus

Medium Rescue Vehicle = 1
Airport Response Firefighting Vehicle = 1
Fire Boat = 1
Training Engine = 1
Hazmat Unit = 1

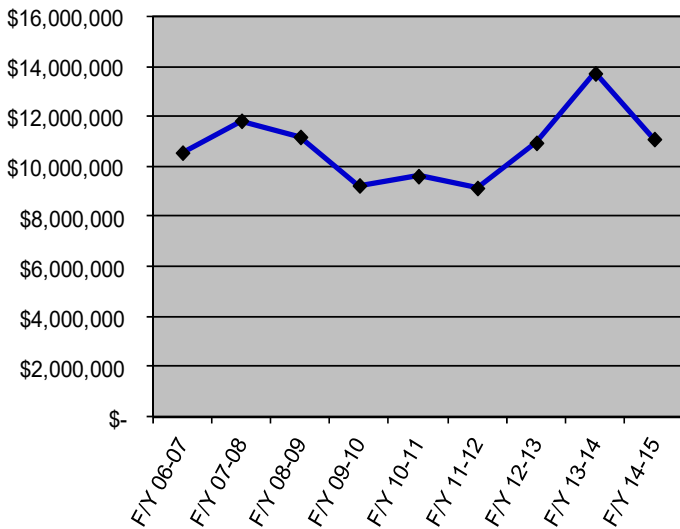
Station Locations



financial & growth information

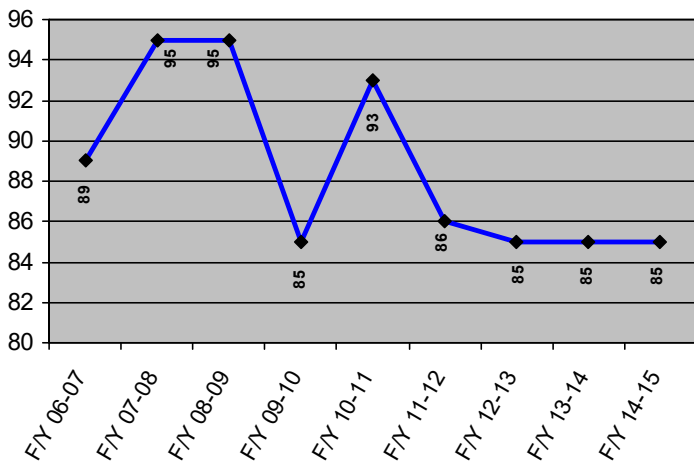


FD BUDGET TRENDLINE



Spike in FY 13-14 is due to 10-yr loan for 5 new apparatus.

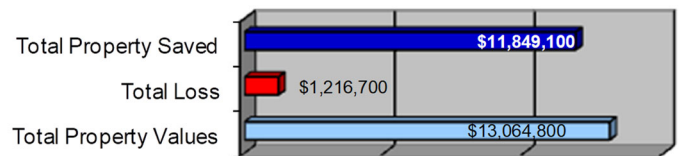
PERSONNEL GROWTH



FIRE PREVENTION STATS

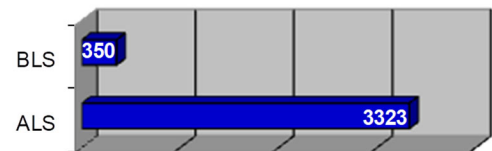
ACTIVITY	2013	2014
Plan Reviews	272	370
Total Inspections	1,945	2,295
Violations	544	1,574
Pub Ed Classes	470	482
Pub Ed Students	10,604	11,050
Permits Issued	551	472
Permit Revenue	\$42,478	\$53,522
Fire Investigations Opened	37	20
Fire Investigations Closed	26	17
Env/Hazmat Invest Opened	4	0
Env/Hazmat Invest Closed	4	0
Arsons	10	1

2014 PROPERTY VALUES/LOSS

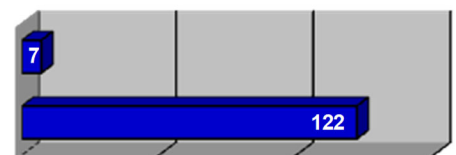


2014 EMS STATS

ALS & BLS Responses



ARV Program Results



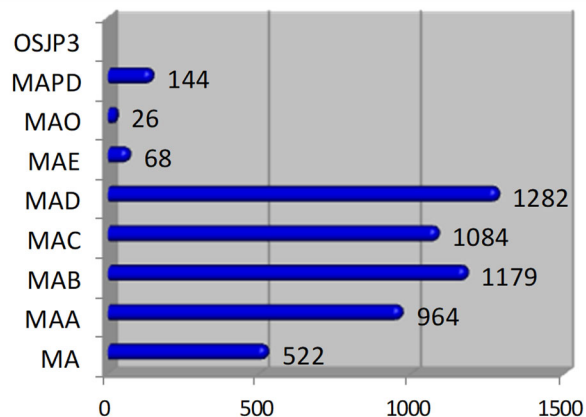
From July through December

129 Total Patients Seen by FD Medics

122 Patients with Positive Outcomes

7 Patients Readmitted to Hospital—Significant Reduction

2014 Medical Assists by Emergency Medical Dispatch Types



EMD Code Meanings

MA	Falls & other non-life threatening assistance
MAA	Minor medical needing basic life support response
MAB	Stable with advanced life support response
MAC	Unstable with advanced life support response
MAD	Critical with advanced life support response
MAE	Immediately life threatening
MAO	Obvious death
MAPD	Medical Assist w/PD response
OSJP3	Out of jurisdiction mutual aid

Emergency Services

Calls By Type

Type of Call	2013	2014
Fire	154	132
Overpressure/Rupture (No Fire)	6	8
Rescue/EMS	5560	5412
Hazardous Conditions (No Fire)	155	179
Service Calls	768	783
Good Intent Calls	595	524
False Alarms/False Calls	302	252
Severe Weather/Natural Disaster	1	8
Special Incident Types	865	763
Minus Unfounded Incidents	-52	-35
Total Calls	8354	8061

Call Activity By Shift

Shift	2013	2014
A-Shift	2673	2617
B-Shift	2864	2700
C-Shift	2868	2744

Miscellaneous Statistics

Statistic	2013	2014
Avg Calls Per Day	23	22
Avg Response Time on Emergencies	0:05:31	0:05:57
Injuries-Civilian & Fire Svc	3	15
Deaths-Civilian & Fire Svc	0	1
Mutual Aid Given	9	16
Mutual Aid Received	0	8

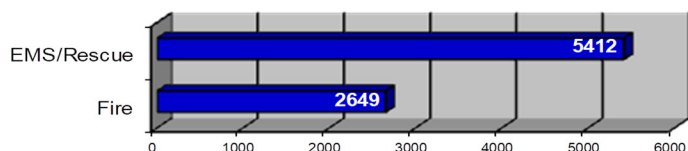
Fire Causes of Ignition

Cause of Ignition	2013	2014
Act of Nature	2	1
Cause Under Investigation	4	6
Cause Undetermined After Invest.	51	25
Cause, Other	0	1
Failure of equipment or heat source	14	10
Intentional	18	18
Unintentional	59	69
OSJ	6	2
Total	154	132

2014 Fire Boat Responses

Dispatched/Cancelled en Route	2
EMS Call, Party Transported by Non-Fire Agency/Boat	6
False Call, No Report	1
Medical Assist, Assist EMS Crew	1
Motor Vehicle Accident w/Injuries	1
Motor Vehicle Accident w/no Injuries	1
Person in Distress, Other	1
Water Vehicle Fire	2
Watercraft Rescue	1

2014 FIRE & MEDICAL CALLS



Mission Statement

The Lake Havasu City Fire Department will safely protect life, property, and the environment by providing professional, efficient, and cost-effective services.