

Lake Havasu City

Transaction Privilege Tax (TPT) Collections Report

January 2025



This month's TPT Collection Report includes all collections through January (merchant collections through December 2024). Arizona Department of Revenue provides tax collection information.

Fiscal year-to-date (FYTD) TPT collection is 5.9% or \$1,055,404 above budget and -1.3% below the prior year. The TPT collection for the month of January 2025 is 3.9% higher compared to the prior year.

Fiscal YTD vs. Budget

Current Year Actual 2025 FYTD	Budget 2025 FYTD	% Increase/Decrease over Budget
\$ 19,077,182	\$ 18,021,778	5.9%

Fiscal YTD vs. Prior Fiscal YTD

Current Year Actual 2025 FYTD	Prior Year Actual 2024 FYTD	% Increase/Decrease over Prior FYTD
\$ 19,077,182	\$ 19,324,054	-1.3%

Month vs. Month Prior Year

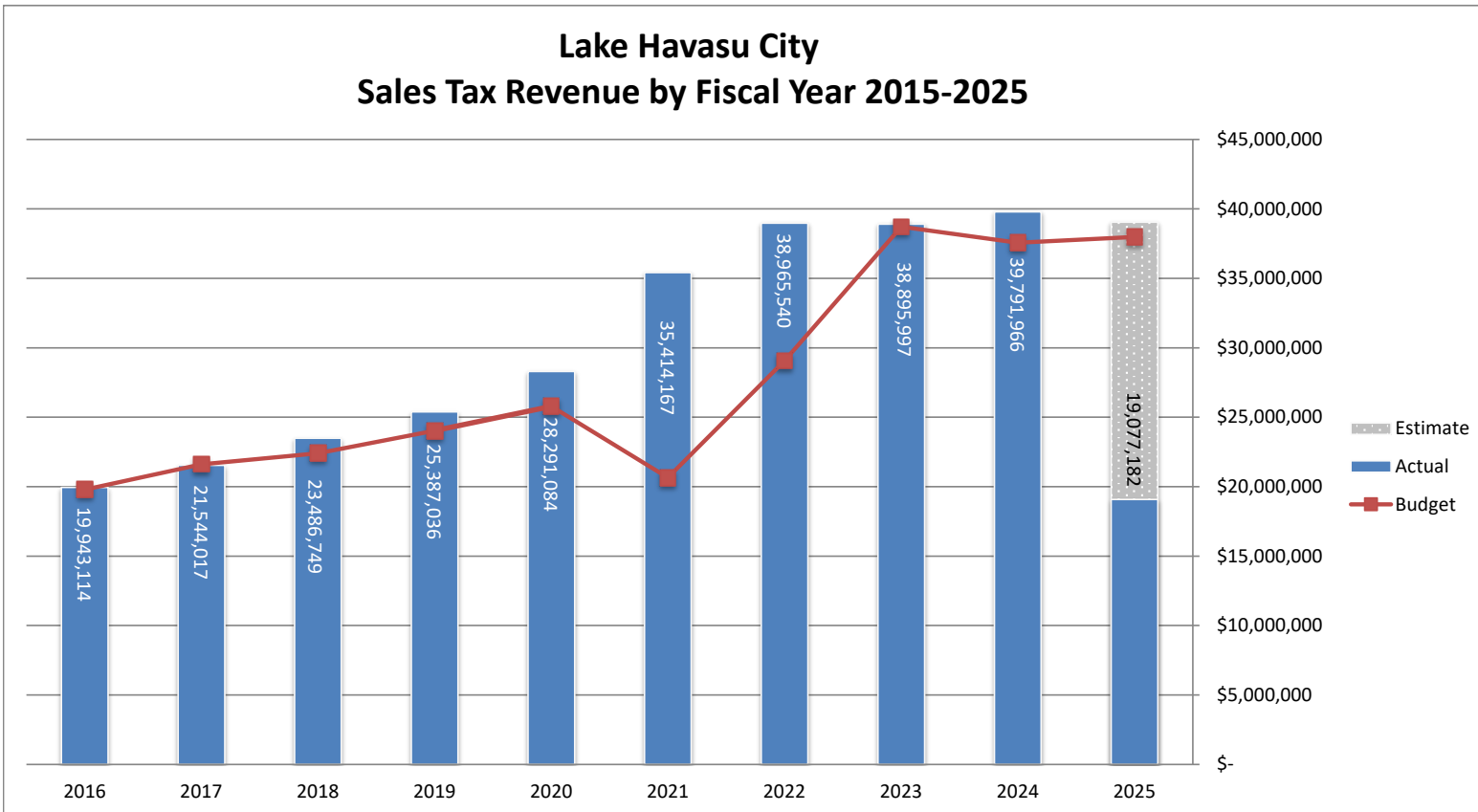
January 2025	January 2024	% Increase/Decrease over Prior Year
\$ 3,628,835	\$ 3,491,960	3.9%

Year-to-date through January, TPT collections have decreased by 1.3% or \$246,872 compared to the prior year. For January, collections increased over the previous year by 3.9% or \$136,874. The business classes that collected additional tax in January included Communication by 56,121 or 151.7%, Retail by 41,243 or 1.9%, and Rental Leasing and Licensing by \$27,623 or 63.0%. On the other hand, Restaurant and Bar decreased by \$35,344 or 8.1%, Construction by \$46,756 or 19.7%, and Accommodations by \$7,069 or 4.2%. Use Tax has had multiple adjustments and corrections by the DOR throughout the fiscal year, resulting in an increase in January from the prior year of 43.5% or \$100,401. Year-to-date Use tax is down 6.8% or \$74,030.

Lake Havasu City

Transaction Privilege Tax (TPT) Collections Report

January 2025

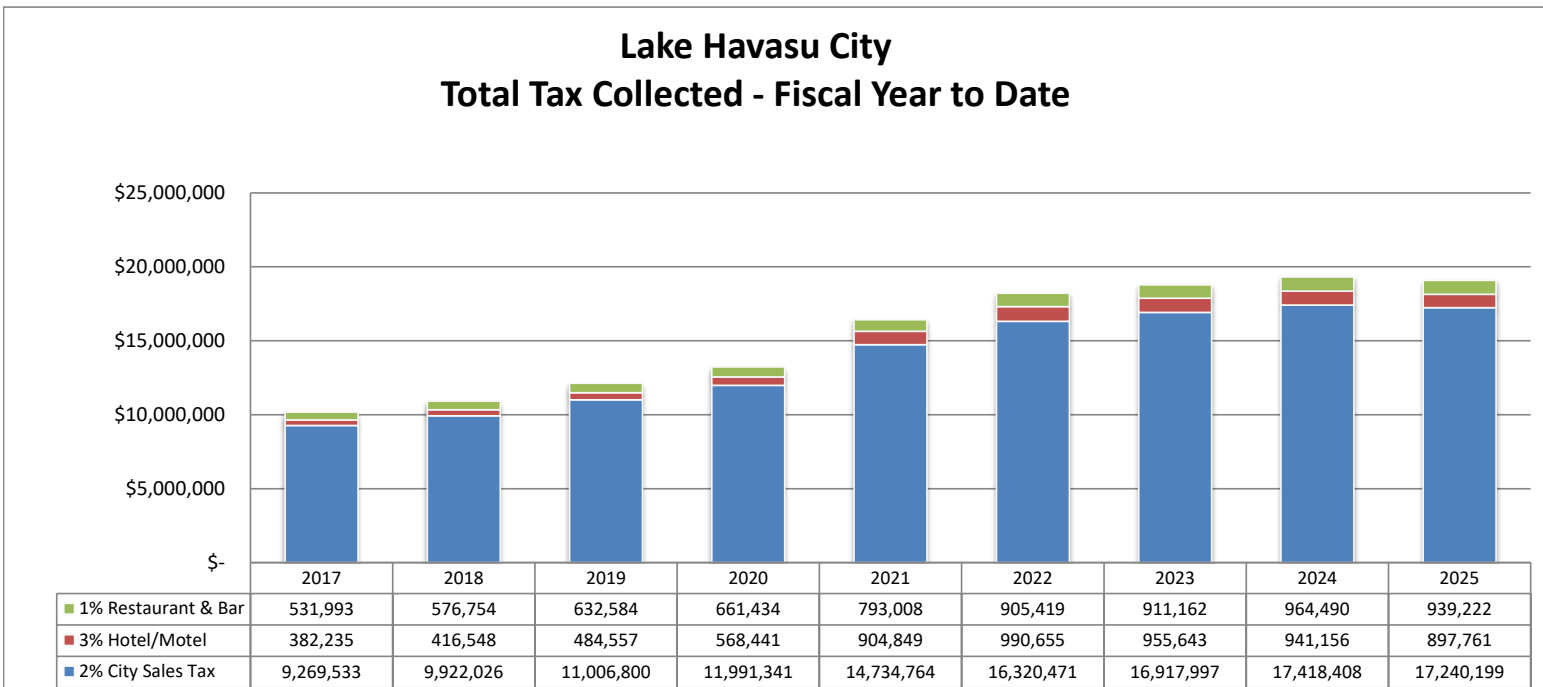


The high growth in FY21 is due to the influx of visitors from neighboring states with stricter COVID restrictions.

Lake Havasu City

Transaction Privilege Tax (TPT) Collections Report

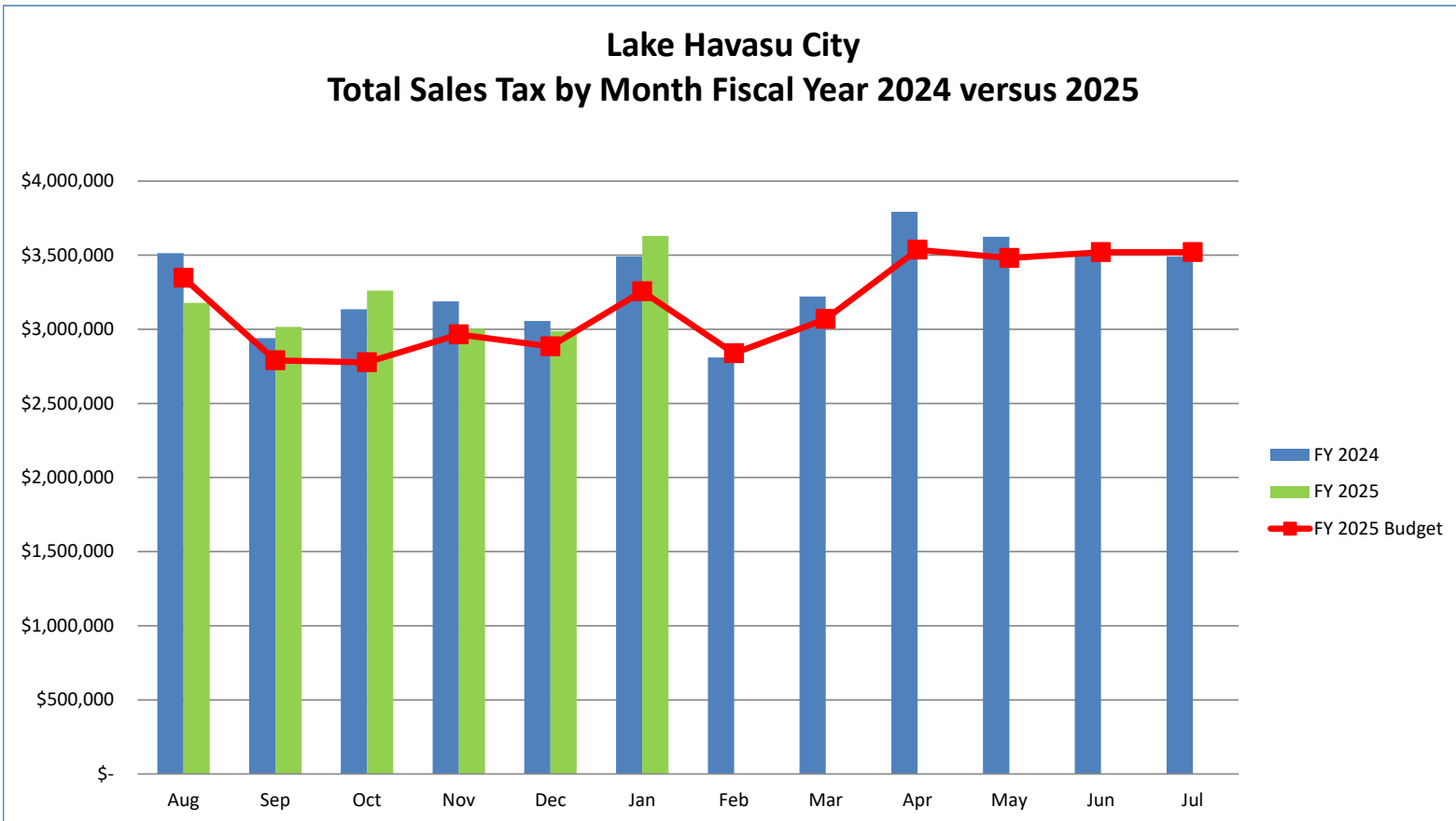
January 2025



Lake Havasu City

Transaction Privilege Tax (TPT) Collections Report

January 2025

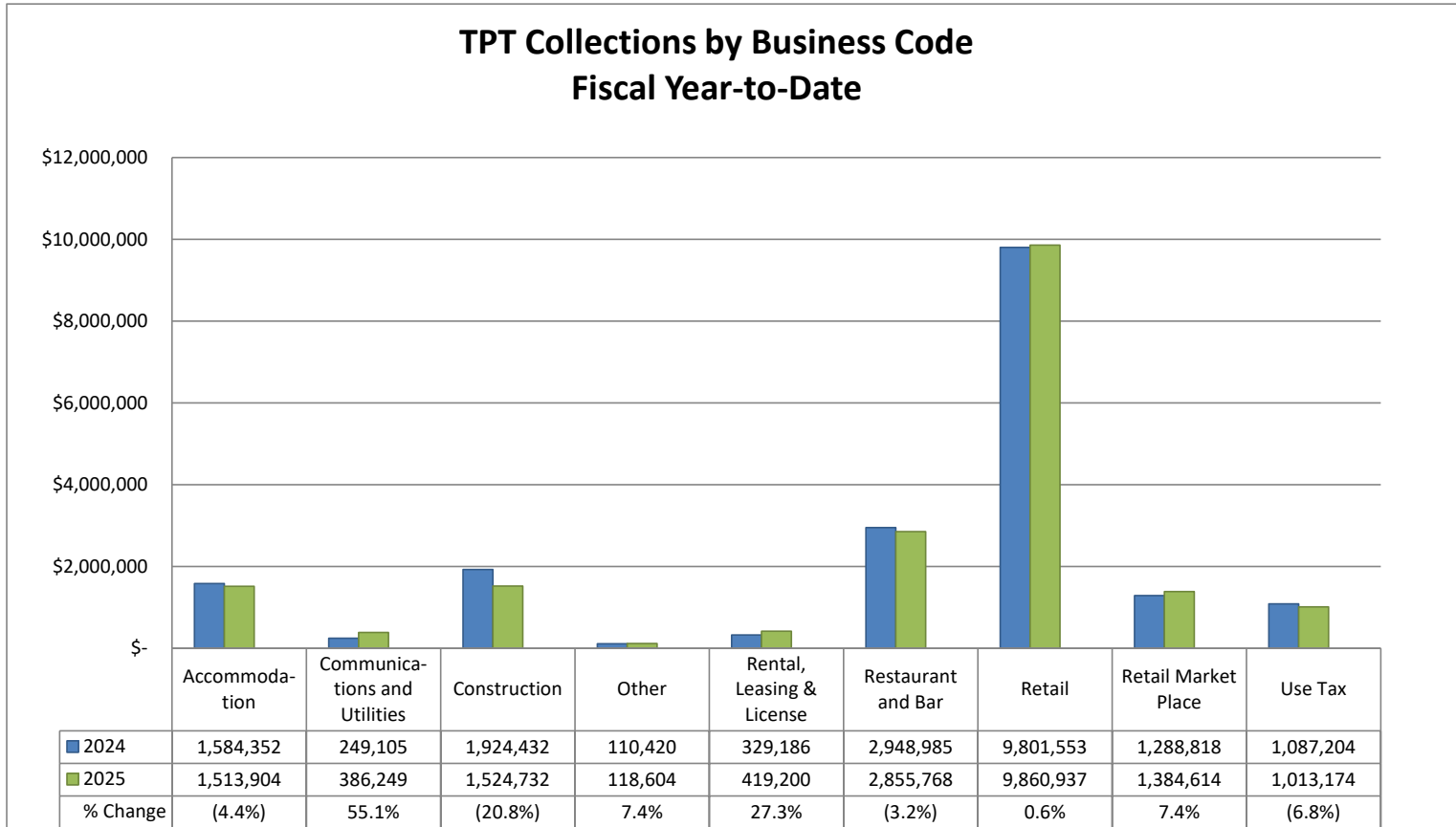


February 2024 (FY24) includes a \$261,160 taxpayer refund from prior years.

Lake Havasu City

Transaction Privilege Tax (TPT) Collections Report

January 2025



Lake Havasu City

Transaction Privilege Tax (TPT) Collections Report

January 2025



Retail Sales

Retail sales are the most significant component of the City's overall TPT collections. In January, retail sales tax collections increased by \$41,243 or 1.9% from the previous year.

Month vs. Month Prior Year

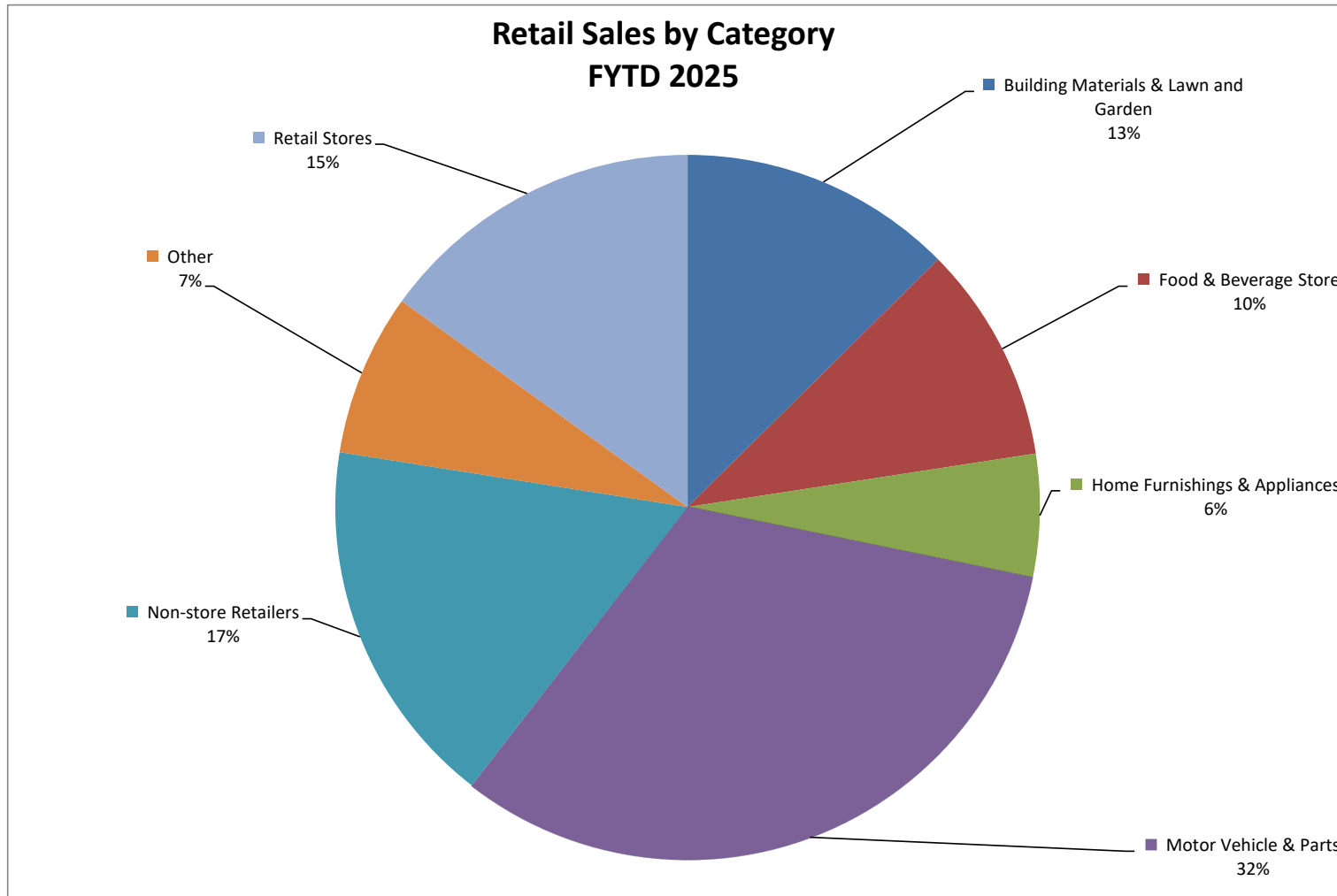
Month	FY 2025	FY 2024	% Increase/Decrease over Prior Year
January	\$ 2,182,960	\$ 2,141,717	1.9%

Fiscal YTD vs. Prior Fiscal YTD

2025 FYTD	2024 FYTD	% Increase/Decrease over Prior FYTD
\$ 11,245,551	\$ 11,090,371	1.0%

Month vs. Month Prior Year Retail Sales Categories

Retail Trade Categories	January 2025	January 2024	Change %
Building Materials & Lawn and Garden	\$ 239,302	\$ 229,604	4.2%
Food & Beverage Store	\$ 192,421	\$ 197,083	-2.4%
Home Furnishings & Appliances	\$ 100,689	\$ 117,312	-14.2%
Motor Vehicle & Parts	\$ 607,727	\$ 502,203	21.0%
Non-Store Retailers	\$ 400,493	\$ 360,793	11.0%
Other	\$ 279,106	\$ 355,859	-21.6%
Retail Stores	\$ 363,223	\$ 378,863	-4.1%
Total	\$ 2,182,960	\$ 2,141,717	1.9%



Lake Havasu City

Transaction Privilege Tax (TPT) Collections Report

January 2025



Accommodations and Restaurant & Bar

Lake Havasu City collects a tax on accommodations (3%) and restaurant & bar sales (1%). The revenues generated support tourism and economic development. The Partnership of Economic Development (PED) receives \$500,000 annually, and the Convention & Visitor's Bureau (Go Lake Havasu) receives \$1.6 million annually.

Month vs. Month Prior Year

Tax Type	January 2025	January 2024	% Increase/Decrease over Prior Year
1% Restaurant & Bar	\$ 165,803	\$ 175,322	-5.4%
3% Hotel/Motel	\$ 102,738	\$ 107,551	-4.5%
2% City Sales Tax	\$ 3,360,293	\$ 3,209,087	4.7%

Fiscal YTD vs. Prior Fiscal YTD

Tax Type	2025 FYTD	2024 FYTD	% Increase/Decrease over Prior Year
1 % Restaurant & Bar	\$ 939,222	\$ 964,490	-2.6%
3% Hotel/Motel	\$ 897,761	\$ 941,156	-4.6%
2% City Sales Tax	\$ 17,240,199	\$ 17,418,408	-1.0%

Lake Havasu City

Transaction Privilege Tax (TPT) Collections Report

January 2025

