

Lake Havasu City

Transaction Privilege Tax (TPT) Collections Report

November 2024



This month's TPT Collection Report includes all collections through November (merchant collections through October 2024). Arizona Department of Revenue provides tax collection information.

Fiscal year-to-date (FYTD) TPT collection is 4.9% or \$578,591 above budget and -2.5% below the prior year. The TPT collection for the month of November 2024 is -5.8% lower compared to the prior year.

Fiscal YTD vs. Budget

Current Year Actual 2025 FYTD	Budget 2025 FYTD	% Increase/Decrease over Budget
\$ 12,459,167	\$ 11,880,576	4.9%

Fiscal YTD vs. Prior Fiscal YTD

Current Year Actual 2025 FYTD	Prior Year Actual 2024 FYTD	% Increase/Decrease over Prior FYTD
\$ 12,459,167	\$ 12,775,866	-2.5%

Month vs. Month Prior Year

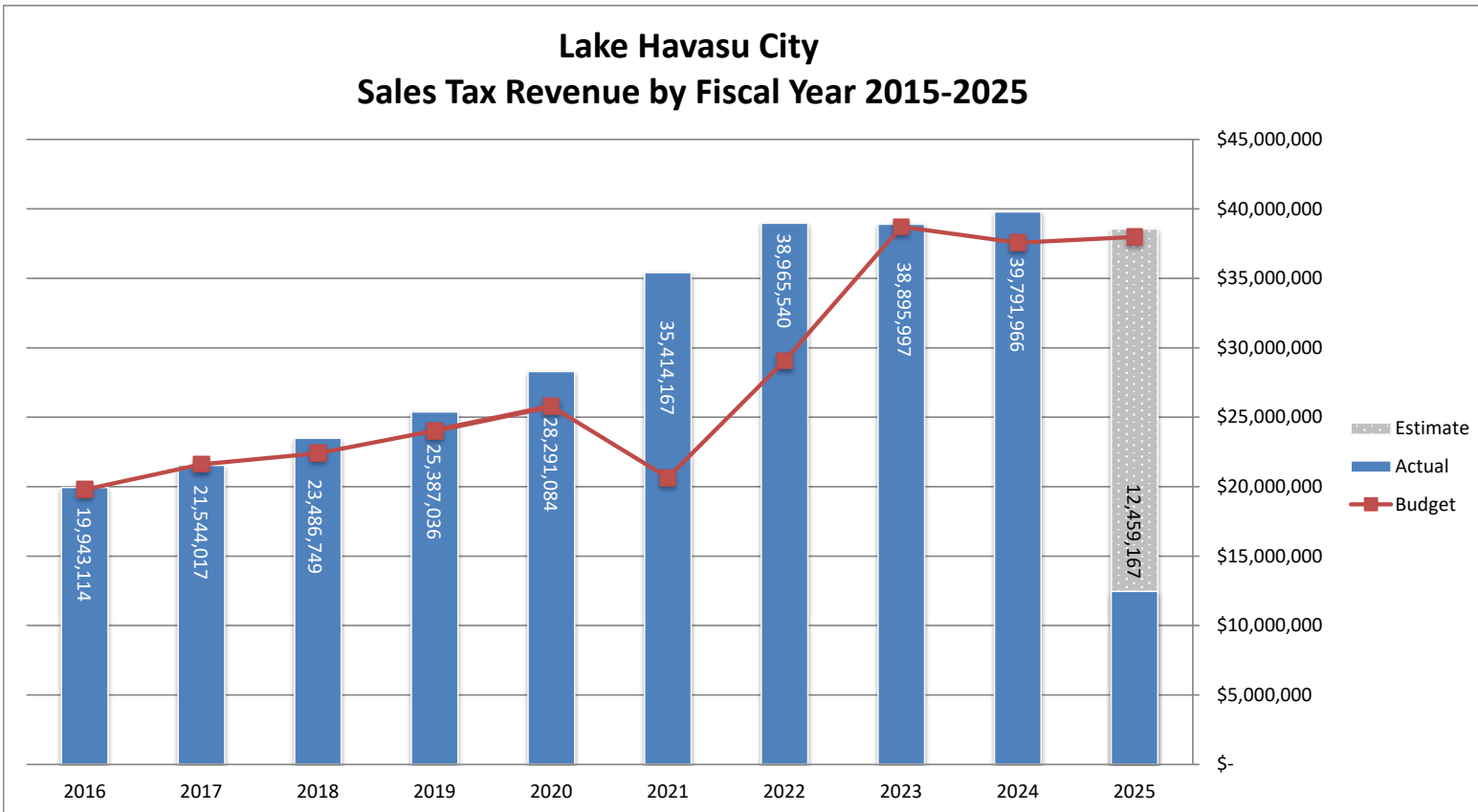
November 2024	November 2023	% Increase/Decrease over Prior Year
\$ 3,003,446	\$ 3,187,844	-5.8%

Year-to-date through November, TPT collections have decreased by 2.5% or \$316,699 compared to the prior year. For November, collections decreased over the previous year by 5.8% or \$184,398. The business classes that collected additional tax in November were Retail by \$114,608 or 6.5% and Communications/Utilities by \$11,433, or 26.1%. On the other hand, Construction decreased by \$141,089 or 49.8%, Restaurant/Bar decreased by \$58,232 or 11.4%, and Accommodations by \$25,028 or 8.7%. Use Tax has had multiple adjustments and corrections by the DOR throughout the fiscal year, resulting in a November reduction from the prior year of 56.8% or \$88,991. Year-to-date USE tax is down 3.3% or \$21,784.

Lake Havasu City

Transaction Privilege Tax (TPT) Collections Report

November 2024



The high growth in FY21 is due to the influx of visitors from neighboring states with stricter COVID restrictions.

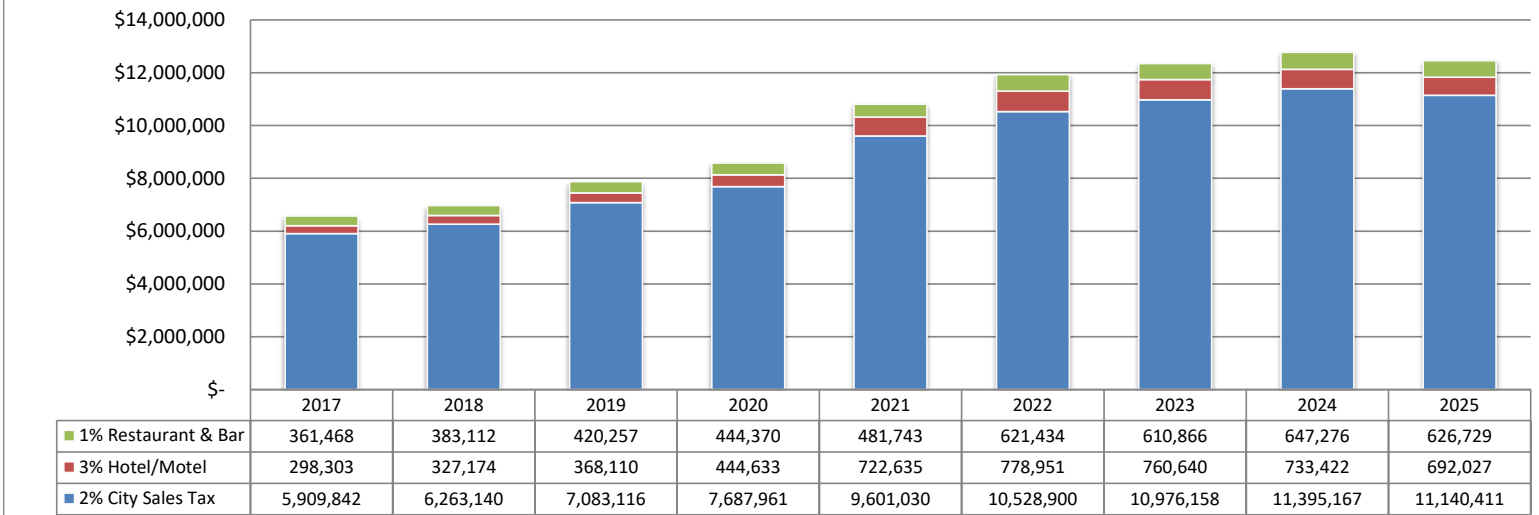
Lake Havasu City

Transaction Privilege Tax (TPT) Collections Report

November 2024



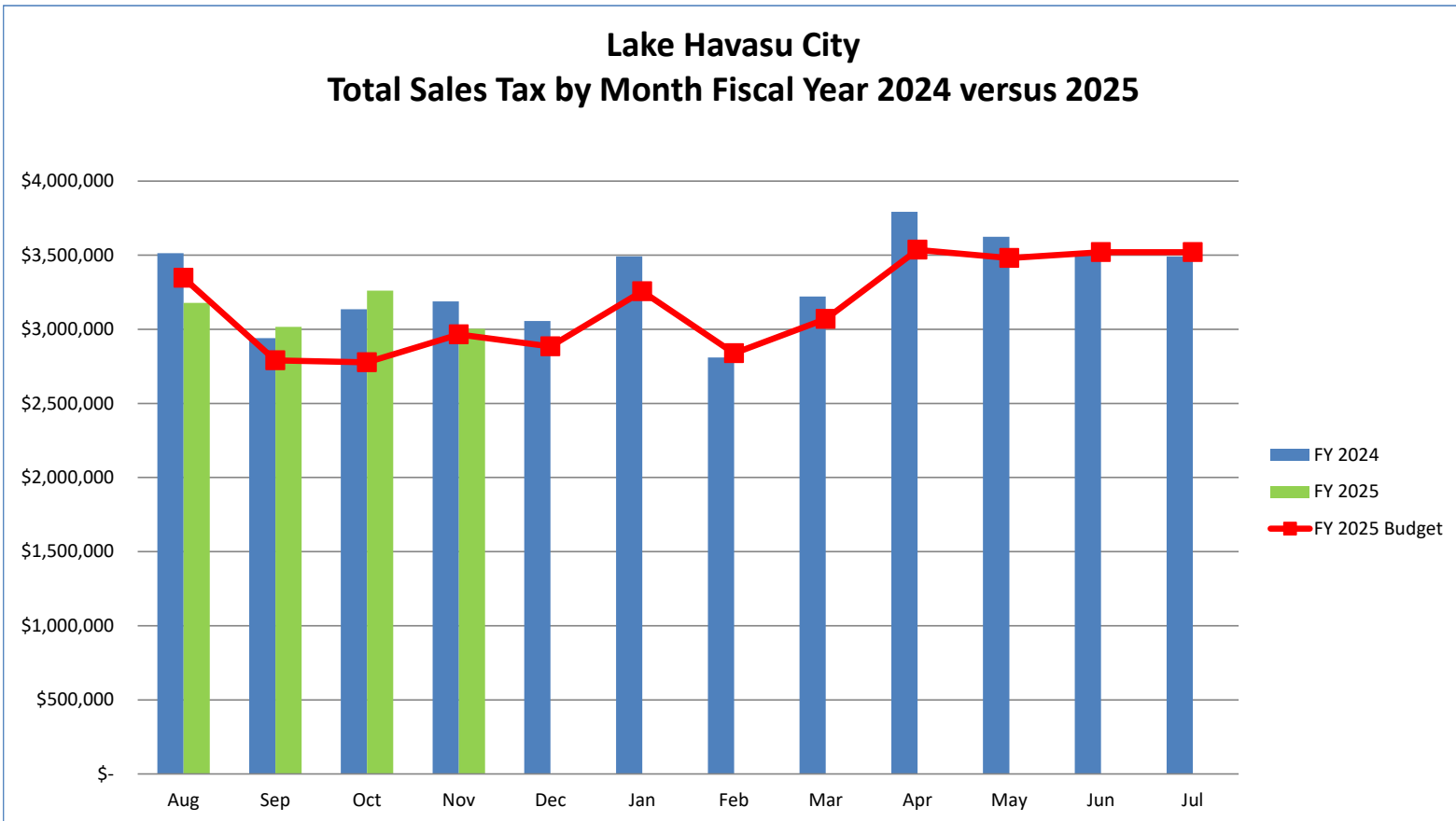
**Lake Havasu City
Total Tax Collected - Fiscal Year to Date**



Lake Havasu City

Transaction Privilege Tax (TPT) Collections Report

November 2024

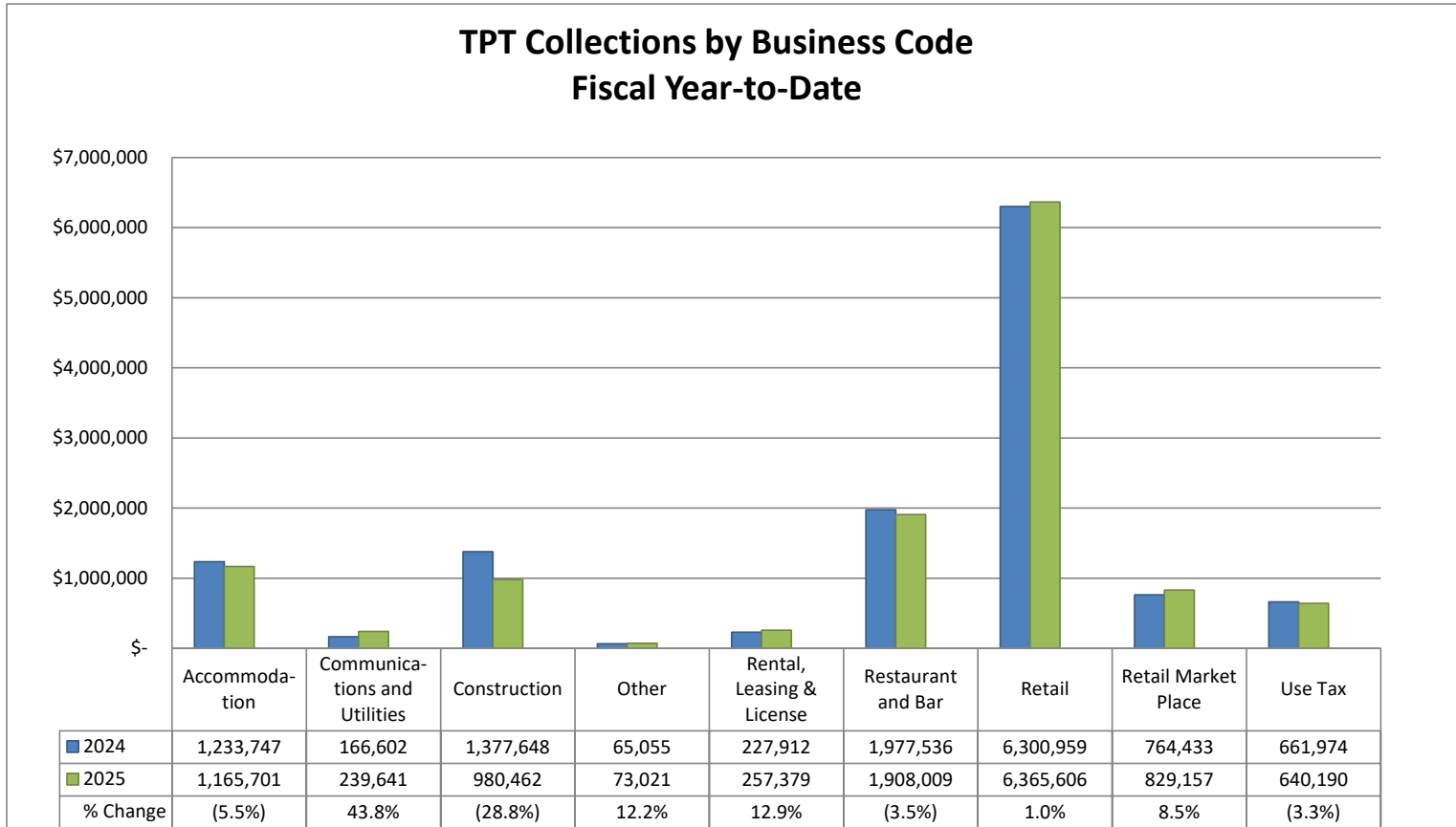


February 2024 (FY24) includes a \$261,160 taxpayer refund from prior years.

Lake Havasu City

Transaction Privilege Tax (TPT) Collections Report

November 2024



Lake Havasu City

Transaction Privilege Tax (TPT) Collections Report

November 2024



Retail Sales

Retail sales are the most significant component of the City's overall TPT collections. In November, retail sales tax collections increased by \$114,608 or 6.5% from the previous year.

Month vs. Month Prior Year

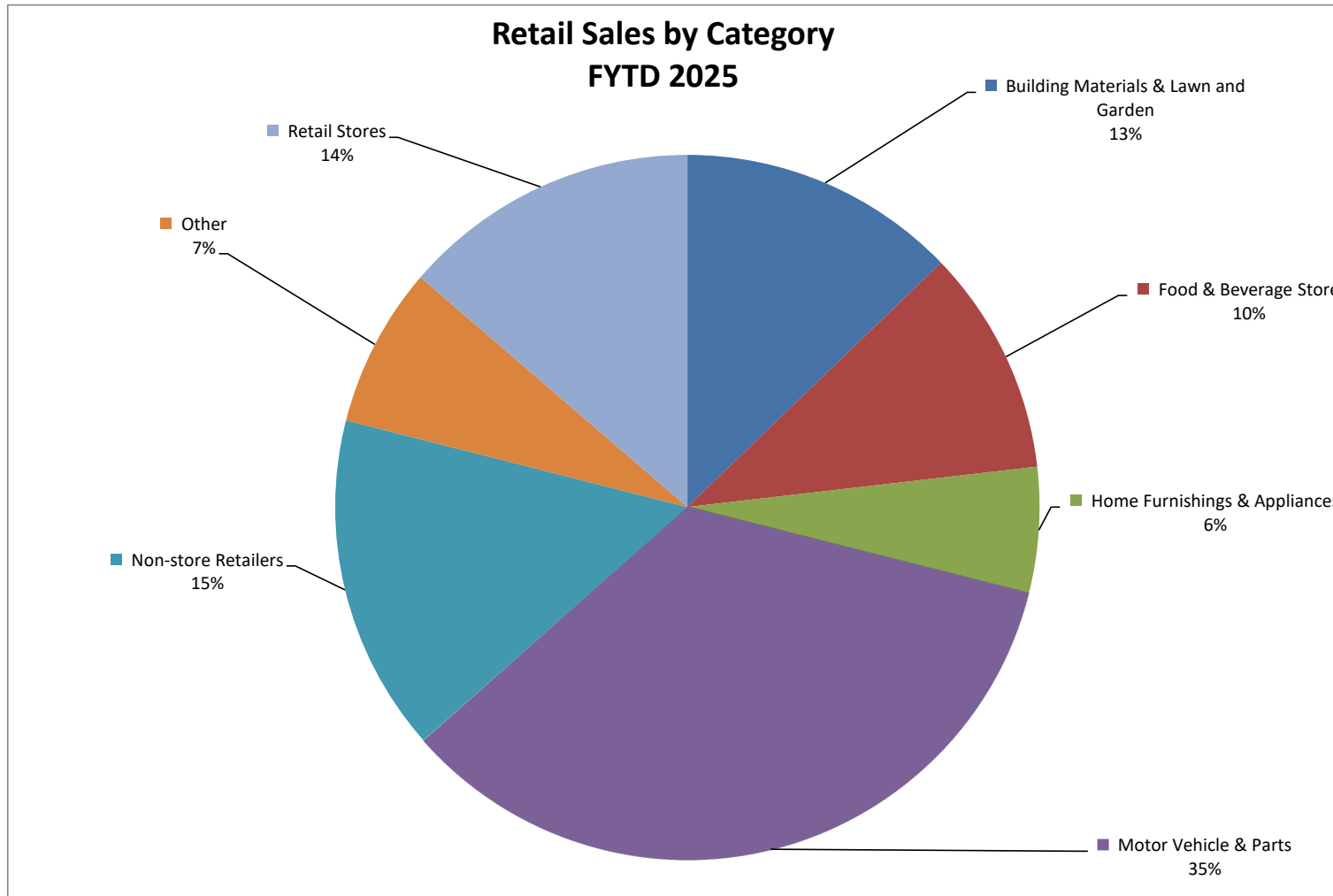
Month	FY 2025	FY 2024	% Increase/Decrease over Prior Year
November	\$ 1,886,763	\$ 1,772,155	6.5%

Fiscal YTD vs. Prior Fiscal YTD

2025 FYTD	2024 FYTD	% Increase/Decrease over Prior FYTD
\$ 7,194,764	\$ 7,065,392	1.8%

Month vs. Month Prior Year Retail Sales Categories

Retail Trade Categories	November 2024	November 2023	Change %
Building Materials & Lawn and Garden	\$ 216,077	\$ 209,224	3.3%
Food & Beverage Store	\$ 186,414	\$ 141,802	31.5%
Home Furnishings & Appliances	\$ 90,091	\$ 90,200	-0.1%
Motor Vehicle & Parts	\$ 544,681	\$ 512,471	6.3%
Non-Store Retailers	\$ 151,935	\$ 306,864	-50.5%
Other	\$ 480,538	\$ 285,096	68.6%
Retail Stores	\$ 217,025	\$ 226,499	-4.2%
Total	\$ 1,886,763	\$ 1,772,155	6.5%



Lake Havasu City

Transaction Privilege Tax (TPT) Collections Report

November 2024



Accommodations and Restaurant & Bar

Lake Havasu City collects a tax on accommodations (3%) and restaurant & bar sales (1%). The revenues generated support tourism and economic development. The Partnership of Economic Development (PED) receives \$500,000 annually, and the Convention & Visitor's Bureau (Go Lake Havasu) receives \$1.6 million annually.

Month vs. Month Prior Year

Tax Type	November 2024	November 2023	% Increase/Decrease over Prior Year
1% Restaurant & Bar	\$ 145,881	\$ 162,462	-10.2%
3% Hotel/Motel	\$ 144,804	\$ 159,898	-9.4%
2% City Sales Tax	\$ 2,712,761	\$ 2,865,484	-5.3%

Fiscal YTD vs. Prior Fiscal YTD

Tax Type	2025 FYTD	2024 FYTD	% Increase/Decrease over Prior Year
1 % Restaurant & Bar	\$ 626,729	\$ 647,276	-3.2%
3% Hotel/Motel	\$ 692,027	\$ 733,422	-5.6%
2% City Sales Tax	\$ 11,140,411	\$ 11,395,167	-2.2%

Lake Havasu City

Transaction Privilege Tax (TPT) Collections Report

November 2024

